

EMERGENCY ALERT SYSTEM (EAS)

PROCEDURES FOR THE

Nome, Alaska Operational Area

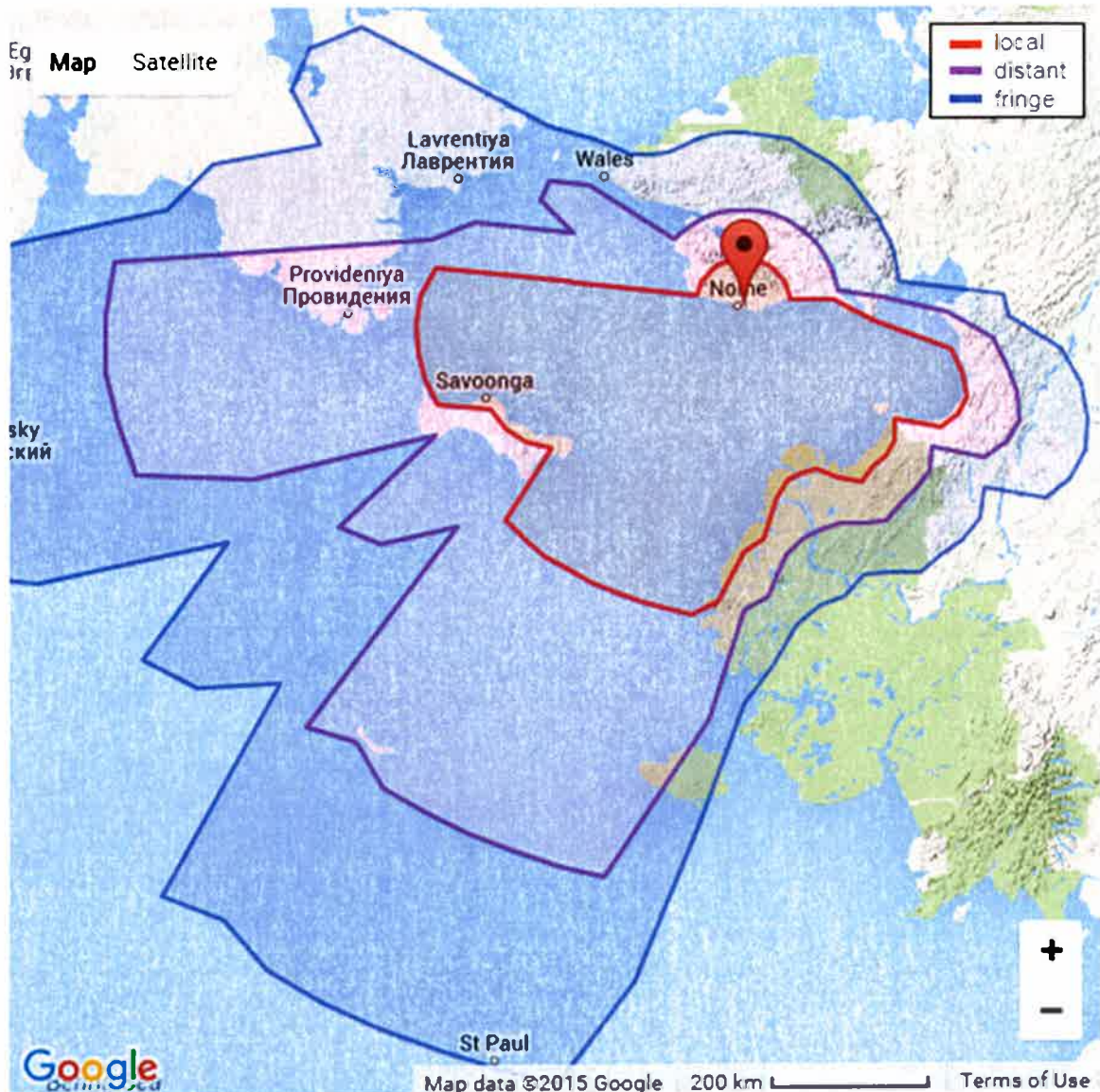
EAS LOCAL AREA

INCLUDES THE FOLLOWING TOWNS

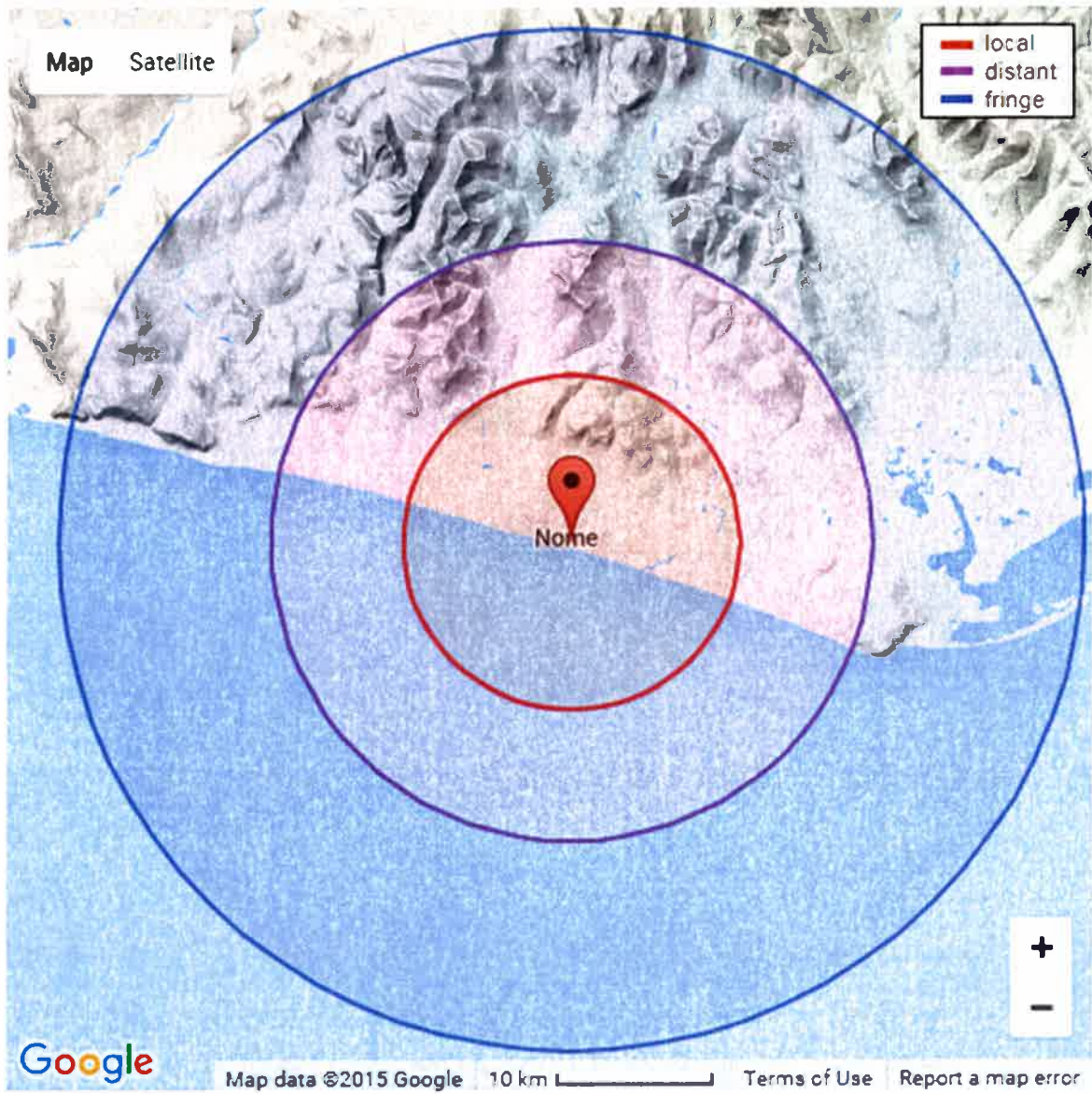
Nome, Teller, White Mountain, Gambell, Savoonga,

Shaktoolik, Unalakleet & Koyuk

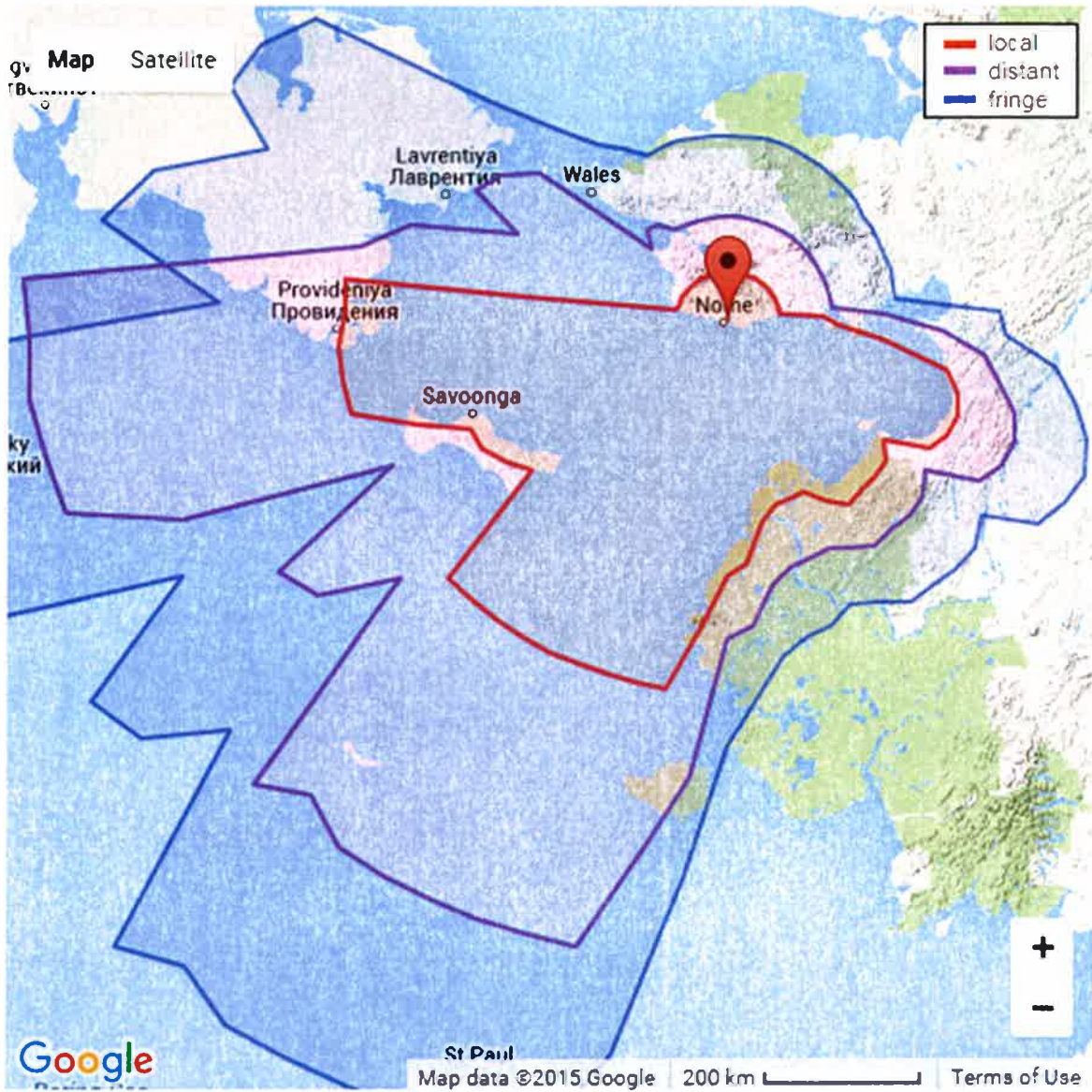
Predicted Daytime Coverage Area for KNOM 780 AM, Nome, AK



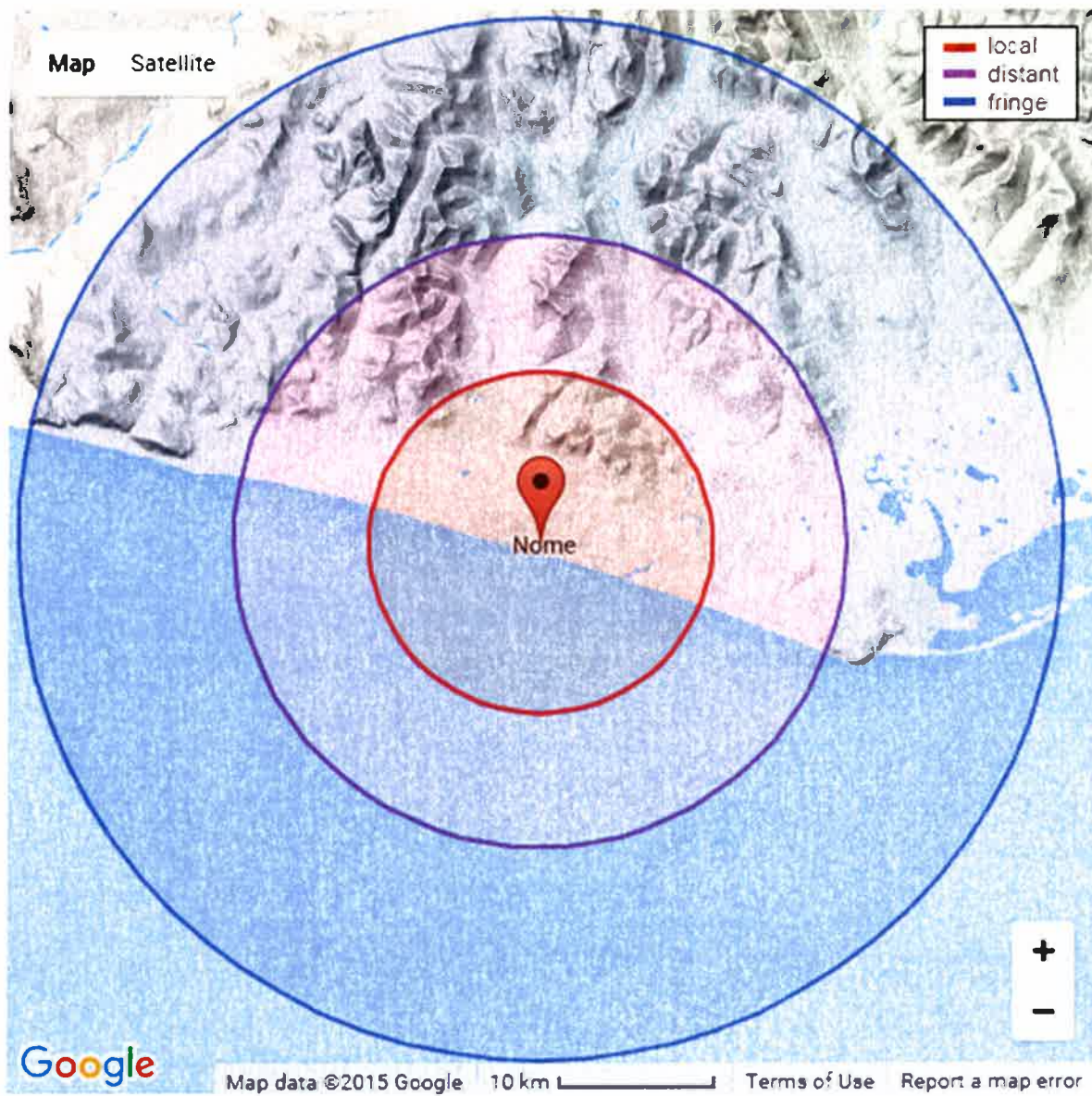
Predicted Coverage Area for KNOM 96.1 FM, Nome, AK



Predicted Daytime Coverage Area for KICY 850 AM, Nome, AK



Predicted Coverage Area for KICY 100.3 FM, Nome, AK



Nome Operational Area Map

INTRODUCTION

This Emergency Alert System (EAS) Local Area Plan was developed by the Nome Local Emergency Communications Committee (LEPC) in cooperation with local broadcast and cable operators. The Plan outlines the methods used to disseminate emergency information and warning to the general public in the Nome Operational EAS Local Area or any portion thereof, within the broadcast coverage and cable system service areas, at the request of local, State and Federal officials. This local EAS plan may be activated in response to common local emergency situations such as power outages, floods, civil disorders, earthquakes, heavy snows, toxic chemical leaks or any occurrence which poses a danger to life or property.

Acceptance of/or participation in this plan shall not be deemed as a relinquishment of program control, and shall not be deemed to prohibit a broadcast licensee or cable operator from exercising his independent discretion and responsibility in any given situation. Broadcast stations and cable systems originating emergency communications shall be deemed to have conferred rebroadcast authority. The concept of management of each broadcast station and cable system to exercise discretion regarding the transmission of emergency information and instructions to the general public is provided by the FCC Rules and Regulations.

II. AUTHORITY

Title 47 U.S.C. 151, 154 (i) and (o), 303 (r), 524(g) and 606; and 47 C.F.R. Part 11, FCC Rules and Regulations, Emergency Alert System (EAS)

III. KEY EAS SOURCES

A. Local Primary Source (LP-1)

Location	KNOM 780 AM/96.1 FM, Nome, Alaska
EAS Codes in Encoder/Decoder	See Annex C
EAS Monitoring Assignments	National Weather Service, EMNet & KTVA
Contact	Ric Schmidt
Telephone	907-443-5221
Unlisted Telephone	None
Hours of Operation	7 am to 6 pm Mon.-Fri. & 9 am to 6 pm Sat./Sun.
Communications Facilities	107 West 7 th Avenue, Nome, Alaska, 99762.



B. Local Primary Source (LP-2)

Location	KICY 850 AM/100.3 FM Nome, Alaska
EAS Codes in Encoder/Decoder	See Annex C
EAS Monitoring Assignments	KNOM, NWS
Contact	Dennis Weidler
Telephone	907-443-2213
Unlisted Telephone	None
Hours of Operation	8 am to 5pm
Communications Facilities	401 West D Street, Nome, AK, 99762.

IV. AUTHENTICATION (See ANNEX B)

The following two steps should be performed, in order, when an EAS alert or test is first received in order to determine the legitimacy of the alert.

A. Test and Emergency Code Words

Authenticate the alert or test by comparing the preset code word to the authentication word in the EAS alert.

Testing Code Word (if used)	None
Actual Emergency Code Word	None

B. Return Telephone Call

Return telephone call to appropriate number (listed in Annex A).

Note: National Weather Service (NWS) warnings received via NOAA Weather Radio, NOAA Weather Wire or AP, Reuters and UPI wire services do not need additional authentication.

V. IMPLEMENTATION

The following procedures should be used to implement EAS alerts.

A. *Procedures for Designated Officials*

1. *Activation Request*

Request activation of the EAS facilities through the NWS Fairbanks Office via phone or other available communications facility. The Fairbanks Forecast Office may call back the requesting agency to verify authenticity of the request.

In the event the NWS Fairbanks Forecast Office cannot activate the EAS facilities, request activation of the EAS facilities through the LP-1 or LP-2 via phone or other available communication facility.

2. *Contact Format*

Designated officials use the following format when contacting the key EAS sources:

"This is (Name/Title) of (Organization). I request that the Emergency Alert System be activated for the Local Area because of (Description of emergency)."

Use Authentication as noted in paragraph IV above.

3. *Details of Transmission*

Upon authentication, designated officials, EAS source personnel determine transmission details (i.e., live or recorded, immediate or delayed). Officials should provide emergency program material including a description of the of the emergency, actions being taken by local government, and instructions to the public.

4. *Lines of Communication*

Keep line of communication open if necessary.

5. *Specific Area Activation*

For a unique emergency not involving the entire local area, local authorities may request activation of the EAS through the broadcast station and cable system serving only the affected area.



B. Procedures for Broadcast and Cable System Personnel

1. LP-1 Response to EAS Alert

Upon receipt of a request to activate the local EAS from appropriate authority (verify authenticity via method described in IV above), the LP-1 (or alternate LP-2) may proceed as follows:

a. ANNOUNCEMENT

Broadcast the following announcement:

"WE INTERRUPT THIS PROGRAM BECAUSE OF A LOCAL EMERGENCY. IMPORTANT INFORMATION WILL FOLLOW."

b. TRANSMISSION OF EAS CODES

Transmit the EAS header codes and Attention Signal.

c. ANNOUNCEMENT

Transmit the following announcement and material:

"WE INTERRUPT THIS PROGRAM TO ACTIVATE THE EMERGENCY ALERT SYSTEM FOR THE NOME OPERATIONAL AREA BECAUSE OF A LOCAL EMERGENCY. IMPORTANT INSTRUCTIONS WILL FOLLOW."

*** Follow with emergency program ***

d. TERMINATION

To terminate the EAS message (immediately or later), make the following announcement:

"THIS CONCLUDES EAS PROGRAMMING. ALL BROADCAST STATIONS AND CABLE SYSTEMS MAY NOW RESUME NORMAL OPERATIONS."

e. END-OF-MESSAGE CODE

Transmit the EAS End of Message (EOM) code.

Important Note: For State and local emergencies, broadcasters and cable operators have the option of transmitting only the EAS header and EOM codes without an audio emergency message. This is acceptable so that EAS coded messages can be unobtrusively relayed through areas unaffected by the emergency.



2. *Procedures for Monitoring Stations and Cable Systems*

All other broadcast stations and cable systems are monitoring key sources via EAS monitor receiver/decoders and will be alerted by the header codes and attention signal. Each station and cable system upon receipt of the signal will, at the discretion of management, perform the same procedures as in step 1 above by transmitting the emergency message from the LP-1 or LP-2.

3. *Responsibility to Provide Confirmed Information*

To avoid unnecessary escalation of public confusion, all stations and cable systems must be cautious in providing news and information pertaining to the emergency. All messages must be based on definite and confirmed facts. The public must not be left to decide what is or is not fact.

4. *Resume Normal Programming*

Upon completion of the above transmission procedures, resume normal programming. Appropriate notations should be made in the station and cable system records. A very brief summary may be sent to the FCC for information purposes only.

VI. TESTS

Tests of these EAS procedures shall be conducted on a random or scheduled basis from a point which would originate the common emergency message.

VII. ANNEXES

- ANNEX A List of designated officials and phone numbers
- ANNEX B Authentication procedures
- ANNEX C Approvals
- ANNEX D List of EAS codes transmitted by key EAS sources
- ANNEX E List of broadcast stations and cable systems



Designated Officials For the Nome Operational EAS Plan

Nome Police 24hr. Communications Center and Designated Officials City Manager, Chief Police
Supervisor, Nome Post for Alaska State Troopers.
National Weather Service Forecast Office in Fairbanks, Alaska.



ANNEX B

AUTHENTICATION PROCEDURES

Any Designated Officials identifying themselves with authenticating statement that the announcement is following the Nome Operational Plan guidelines.



ANNEX C

This Nome Operational Area Local EAS plan was developed and approved by the Nome Operational Area Local Emergency Communications Committee in cooperation with the Nome Local Emergency Planning Committee.

The plan is coordinated with and distributed to all designated officials listed in Annex A and all broadcast stations and cable systems listed in Annex E.

Ric Schmidt – KNOM 780 AM/96.1 FM Date
Broadcast EAS Local Area Chair

David Fawcett – GCI Cable Date
Cable EAS Local Area Chair

Michael Mercer Date
National Weather Service
Fairbanks Service Forecast Office



Mimi Farley, Nome Emergency Services 4-14-16
Local Government Official Date

ANNEX D**LIST OF EAS CODES TRANSMITTED BY EAS KEY SOURCES**

Key EAS Source (County FIPS #)	ORG - Originator	EEE - Event
_____ Local Code	CIV/WX	CEM – Civil Emergency Message
_____ Local Code	CIV/WX	EVI – Evacuation Immediately
_____ Local Code	CIV/WX	HMW – Hazardous Materials Warning
_____ Local Code	CIV/WX	SPW – Shelter In Place
_____ Weather Code	WX	BZW – Blizzard Warning Only if initial issuance is within 4 hours of event.
_____ Weather Code	WX	FLW – Flood Warning Only if initial issuance is within 4 hours of event.
_____ Weather Code	WX	HWW – High Wind Warning Only if initial issuance is within 4 hours of event.
_____ Weather Code	WX	WSW – Winter Storm Warning Only if initial issuance is within 4 hours of event.
_____ Weather Code	CIV	RMT – Required Monthly Test
_____ Weather Code	EAN	EAN – Emergency Action Notification



List of Participating Broadcast Stations and Cable Systems

GCI Cable – Nome, Alaska

KNOM Radio Mission, Inc.

KNOM 780AM

KNOM 96.1 FM

Arctic Broadcasting, Inc.

KICY 850 AM

KICY 100.3 FM

