

Get Ready KIDS FUN PACK!

* **Preparedness tips**

* **Fun activities**

* **Comics**

* **Games**

* **More!**



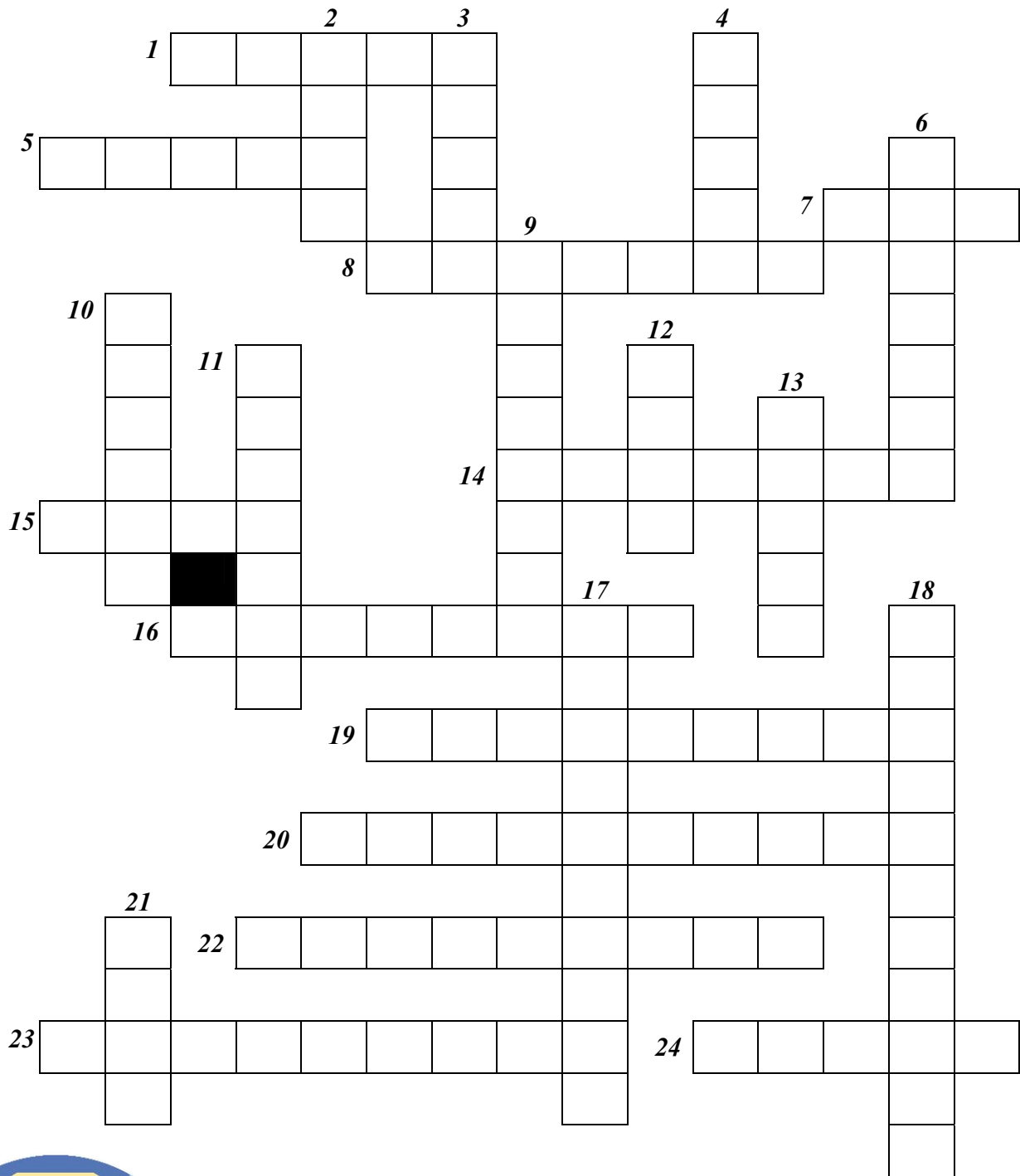
www.getreadyforflu.org



Get Ready

Emergency Preparedness Crossword Puzzle

Use the clues on the following pages to fill in each square below. These clues and situations will help teach you how to use each answer in an emergency.



Emergency Preparedness Crossword Puzzle Clues

Across:

1. Store 1 gallon of this per person per day
5. Use this to pay if you need to buy something
7. Use a _____ for directions to your destination
8. Use this to figure out the directions North, South, East and West
14. You should bring extra of these to sleep in and wear each day
15. Having these prevent you from getting locked out
16. Wrap yourself in these at night to stay warm
19. Use this to open metal cans of food
20. This will light your path or room so you can see better if the power goes out
22. Put this on to protect your skin from the sun
23. Use these for power if the electricity goes out
24. Read _____ to learn and have fun while you are sheltered

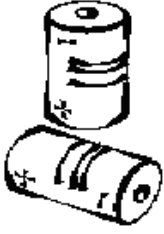
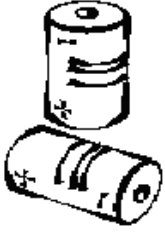














Down:

2. You play with these in your room or at home
3. Listen to this for news and weather updates
4. You can play these activities with the whole family
6. Adults use these to start a fire if it gets cold
9. When you are sick, you may take this to feel better
10. Eat meals off of these and wash them when you're done
11. Blow on this to make a loud noise if you need help
12. Pack a 3-day supply of this in your emergency kit for each person so you don't go hungry
13. Wear good _____ on your feet to protect you from the cold or sharp objects on the floor
17. Use this at least twice a day to clean your teeth
18. This contains bandages, gauze, antiseptic, and other supplies to help if you are hurt
21. Wash your hands with this to stay clean and get rid of germs



“Memory” Game: Preparing for an Emergency

If there is ever an emergency in your home or school, you should have certain things available. Blankets, food, water, and medicine are some of the items you would want to have. Each item is pictured below twice so you can play a game with them! Color in each card, cut it out, and place them on a desk upside down. Each person turns over two cards, and if they match, you can keep them and go again! If the cards don't match, it is the next player's turn. Good luck, and prepare well!

			
<i>BATTERIES</i>	<i>BATTERIES</i>	<i>BLANKET</i>	<i>BLANKET</i>
			
<i>BOOKS</i>	<i>BOOKS</i>	<i>CAN OPENER</i>	<i>CAN OPENER</i>
			
<i>CLOTHES</i>	<i>CLOTHES</i>	<i>COMPASS</i>	<i>COMPASS</i>
			
<i>FIRST AID KIT</i>	<i>FIRST AID KIT</i>	<i>FLASHLIGHT</i>	<i>FLASHLIGHT</i>



Preparing for an Emergency

In the event of an emergency, you will need some supplies nearby. To prepare, you should think about what you need to survive for a few days. Will you need food? Water? Medicine? Think about different supplies and try to find them in this word search. A list of the words is below in case you get stuck!

M C H R O A P X N G C S F B V
V K A G A M Z E V L O I C L S
Q T I N P D E C O A R G O A E
H Q T R O R I T P S F Q M N H
J S G N C P H O T G L B P K C
Q B U S V E E A E E A Z A E T
C B N R S M I N N X S Z S T A
T U A Z B D M I E S H I S S M
S Y W T K H C I E R L D O O F
K E S I T I T M N K I M K U B
E N T H D E A O C W G C H O R
Y O A E O G R G O P H D O T E
S M M X Q E R I I T T K O C T
P L A T E S S V E U S Y H S A
E L T S I H W U U S S P A M W

Batteries | Blankets | Books | Can opener | Clothes | Compass | First Aid Kit
| Flashlight | Food | Games | Keys | Map | Matches | Medicine | Money |
Plates | Radio | Shoes | Soap | Sunscreen | Toothbrush | Toys | Water |
Whistle



Get Ready Word Scrambles

Use the clues to unscramble the words below, which are related to preparedness.

Easy:

SHWA

CLUE: To stay healthy, make sure and _____ your hands.

CSIK

CLUE: When you are _____, you should stay home from school so you don't infect other kids.

LNAP

CLUE: It's important to have a _____ so that you know what to do during an emergency.

TKI

CLUE: Be sure and create a _____ of supplies to use during an emergency.

LUF

CLUE: If you don't get your annual shot, you could get sick from this virus, also known as the _____.



Hard:

CACANSVOTNII

CLUE: You can help prevent disease by getting all of your _____.

MEEEGNRIESC

CLUE: If you are prepared, you are ready for _____.



EOCUATNMMIC

CLUE: You and your family must _____ and talk to one another so that you know where to meet during an emergency.

DLOETBT ARWET

CLUE: You should have at least a three-day supply of this drink at home, just in case.

(Two words) _____

LHILGSHFTA

CLUE: In case your home loses power, be sure to have a _____.



My emergency contacts

My name:

My address:

My phone number:

My family contact information:

Work phone:

(Mom, dad, parent, grandparent or other caregiver)

Cell phone:

(Mom, dad, parent, grandparent or other caregiver)

EMERGENCY CONTACTS:

Emergency: 9-1-1

Name and phone number of an out-of-town contact:

In an emergency, I will meet my family at (location):

More emergency numbers:

Police:

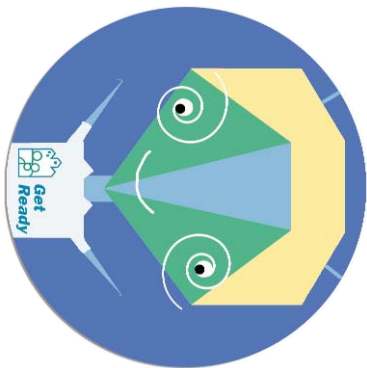
Fire:

Poison control: 1-800-222-1222

My doctor:



Connect the Dots



- 5
- 4
- 10
- 9
- 6
- 3
- 12
- 8
- 7
- 13
- 14
- 2

GET READY

1

15

Connect the Dots



AVIAN INFLUENZA



Get Ready Brain Teasers

Use the clues to figure out these emergency preparedness mystery words!

CLUE: A type of kit. (Two words)



AID AID AID

= _____ **kit**

CLUE: Your family should have an emergency preparedness _____ so that you will be ready during an emergency.



- **T** = _____

CLUE: These items should be in your emergency preparedness kit.



- **DY** + **NED**

= _____ **food**

CLUE: Make sure that you have extra batteries for your _____.



+ **DIO**

= _____

Answers: First aid, plan, canned food, radio



Get Ready Brain Teasers

Use the clues to figure out these emergency preparedness mystery words!

CLUE: When putting canned food into your emergency supply kit, check the label to make sure they don't have a lot of _____, as too much salt is unhealthy.



+ D +  - G = _____

CLUE: These devices are used to warn you of a fire at home or at school. (Two words)



+



= _____

Answers: Sodium, smoke detector

