

2016

State of Alaska  
Emergency Alert System Plan



**EMERGENCY SERVICE PERSONNEL NOTE:**

---

**A WORD OF CAUTION**

*The Emergency Management/Services community has acquired a valuable new tool in gaining direct access to all area broadcasters and subject cable operators via the EAS. However, **if not used prudently, you put yourself in danger of losing this tool. Broadcasters and cable operators are expecting the EAS to be used only for very serious emergencies.** Keep in mind two things. First, some broadcasters and cable operators have their EAS decoders set on Automatic Mode. There will be no one there to screen your message and decide if it should be aired. They are depending on you to **send an EAS Alert only for a very serious emergency.** The first time you trigger the system for a frivolous event, you will **lose** the confidence of your area broadcasters and cable operators. The second thing to remember is that broadcasters and cable operators participate in the local level EAS on a **voluntary** basis. No one can force them to carry out your EAS Alerts. Maintain a good relationship with your local broadcasters and cable operators, and they will come through for you in a crisis.*

**STATE OF ALASKA 2016  
EMERGENCY ALERT SYSTEM PLAN**

**Annual Review:**

Plan will be reviewed annually; minor edits will be made as necessary and approved by the SECC. Once approved, distribution will be made to EAS Participants, Alert Originators, and the FCC.

**Quadrennial Update:**

Every four years the State EAS plan will be reviewed and updated substantially to incorporate new regulatory, technical, and procedural issues. The Quadrennial review and update must be approved by the SECC and forward to the Chief, Public Safety and Homeland Security Bureau for approval in accordance with Title 47, 47, §11.21 of the U.S. Code of Federal Regulations.

**RECORD OF CHANGES**

Change Number	Date	Subject	Entered by

**Table 1: Record of Changes**



## Contents

I. INTENT AND PURPOSE OF THIS PLAN	6
<b>A. Next Generation EAS</b>	7
II. THE NATIONAL, STATE, AND LOCAL EAS: PARTICIPATION AND PRIORITIES	8
<b>A. National Emergency Alert System Participation</b>	8
<b>B. State Emergency Alert System Participation</b>	8
<b>C. Conditions of Emergency Alert System Participation</b>	8
III. STATE OF ALASKA EMERGENCY COMMUNICATIONS COMMITTEE	8
IV. ORGANIZATION AND CONCEPTS OF THE ALASKA EAS	9
<b>A. State EAS Participant Designations</b>	9
<b>B. EAS Delivery Plan</b>	9
<b>C. Development of Local Area EAS Plans</b>	10
<b>D. Emergency Alert System Origination Points</b>	11
V. LEGACY EAS PROTOCOL	12
<b>A. Header Code</b>	12
<b>B. Attention Signal</b>	15
<b>C. Aural Message</b>	15
<b>D. End of Message</b>	15
<b>E. Time-Duration and Borough-Location Codes to be used in Testing</b>	15
VI. NEXT GENERATION EAS PROTOCOL	16
<b>A. Common Alerting Protocol</b>	16
<b>B. CAP v1.2 USA IPAWS Profile Version 1.0</b>	17
<b>C. CAP EAS Implementation Guide</b>	17
<b>D. Next Generation EAS Message Distribution (State Relay Network)</b>	17
VII. Required Emergency Alert System Tests	18
<b>A. Required Weekly Test</b>	18
<b>B. Required Monthly Test</b>	19
<b>C. RMT Scheduling</b>	19
<b>D. Reception and Re-Transmission</b>	19
<b>E. Mandatory RMT Reporting</b>	20
<b>F. Special Test</b>	20
VIII. State of Alaska Emergency Alert System Test Scripts and Formats	21
<b>A. Required Weekly Test</b>	21
<b>B. Required Monthly Tests</b>	21
IX. Emergency Alert System State and Local Activation Procedures	23



<b>A. State Activation Procedures</b>	<b>23</b>
<b>B. Local Area Activation Procedures</b>	<b>23</b>
X. Guidance for Originators of Emergency Alert System Alerts	24
<b>A. Guidance for National Weather Service Personnel</b>	<b>24</b>
<b>B. Guidance for Emergency Management/Services Personnel</b>	<b>24</b>
APPENDIX A: Roster of Entities Authorized to Activate the Alaska Emergency Alert System	25
APPENDIX B: Alaska State Emergency Communications Committee (SECC)	26
APPENDIX C: Alaska EAS Operational Area Map	27
APPENDIX D: Local Primary Monitoring Assignments	29
APPENDIX E: Alaska State Relay Network	33
APPENDIX F: NOAA Weather Radio All Hazards Radio Map	34
APPENDIX G: Tsunami Warning Dissemination	38
APPENDIX H: Local EAS Plan Template	43
APPENDIX I: AMBER and SILVER Alert System Plans	54
APPENDIX J: Federal Information Processing Standard (FIPS)	89
APPENDIX K: Event Codes	91
APPENDIX L: Definitions of Selected Emergency Alert System Terms	96
APPENDIX M: List of Abbreviations	103
APPENDIX N: Plan Approval	109



## I. INTENT AND PURPOSE OF THIS PLAN

This plan is the Federal Communications Commission (FCC) mandated document outlining the organization and implementation of the State of Alaska (SOA) Emergency Alert System (EAS). It is the guideline for Alaska broadcasters, cable television operators, State and local entities authorized to use the EAS (listed in Appendix A) to determine:

- Mandated and optional monitoring assignments
- Originator and Event Codes to be used in EAS messages
- Schedule of the Required Monthly Tests (RMTs), which must be relayed by all broadcasters and cable operators
- Participation of the National Weather Service (NWS) and the National Oceanic Atmospheric Administration (NOAA) Weather Radio (NWR) system the NWS operates
- Requirements for Next generation EAS, including the Common Alert Protocol (CAP), and
- Any other elements of the EAS which are unique to this State

Since 1995, EAS in Alaska has been effectively utilized to warn the public of severe weather, child abductions, and other emergencies. The experience of Alaska EAS participants, for more than 20 years, has contributed greatly to the revisions contained in this plan.

This plan is an adjunct to the FCC EAS Rules, and is not meant to be a summary, in whole or in part, of those rules. Consult Title 47, Part 11, U.S. Code of Federal Regulations for complete rules regarding the Emergency Alert System. All references located in the following text refer to the aforementioned FCC Rules Part 11 and the following FCC guidance:

- FCC-94-288 Report and Order (R&O) and Further Noticed of Proposed Rulemaking (FNPRM) (Establishment of EAS)
- FCC-97-338 Second R&O (Cable Systems)
- FCC-98-329A1 Third R&O (Channel Override)
- FCC-02-64A1 R&O (New Event Codes)
- FCC-05-21 R&O (Wireless Cable Systems)
- FCC-05-191 First R&O and FNPRM (Digital Communications Technology)
- FCC-07-109A1 Second R&O and FNPRM (Next Generation EAS)
- FCC-11-12 Third R&O (National EAS Tests)
- FCC-11-136 Fourth R&O (Extension of CAP Compliance Deadline)



- FCC-12-7 Fifth Report and Order (Cont. of transforming EAS into a more technologically advanced alerting system)
- FCC-15-60 Sixth Report and Order (Improve operation and exercise of EAS)

### **A. Next Generation EAS**

FCC-07-109 affirms the obligations of current EAS participants to maintain the existing EAS system and concurrently establish the framework for Next generation EAS. Additionally, FCC-07-109 solidifies the four cornerstones of Next generation EAS, as delineated below.

- The FCC recognizes the impracticality of wholesale abandonment or replacement of the current EAS system. Consequently, the aforementioned Report and Order requires current EAS participants to upgrade their current networks to Next generation EAS, while maintaining the existing EAS.
- The need for a more robust and flexible protocol that can take full advantage of digital technology has long been recognized. The Federal Emergency Management Agency (FEMA) has adopted the Common Alerting Protocol (CAP), v1.2 as of September 20, 2010. This open digital standard, developed and approved by the Organization for the Advancement of Structured Information Standards (OASIS), the subsequent CAP v1.2 IPAWS USA Profile v1.0 specification, and the EAS-CAP Industry Group “CAP to EAS Implementation Guide” provide further details on how Alaska shall implement Next generation EAS, and interface with the legacy EAS system.
- The Report and Order concludes that the distribution architecture of existing EAS should be enhanced and that FEMA is best positioned to determine the types of additional EAS distribution methods that should be accommodated by EAS participants. It is expected that EAS participants will collaborate closely with FEMA to fully implement technical standards and distribution methods, such as internet, wireline, and satellite for CAP-formatted alerts. Further, all EAS participants must configure their networks pursuant to the agreed upon standards and distribution methods within 180 days after the technical distribution standards and methods are adopted and published by FEMA.
- FCC-11-136, Fourth Report and Order extended the deadline for EAS participants to be able to receive CAP-formatted EAS alerts as required by the Part 11 rules no later than June 30, 2012.
- FCC-04-296, Fifth Report and Order codified in detail the general obligation requiring EAS participants to not only receive CAP-formatted alerts, but to also redistribute those messages in the legacy EAS format.



## **II. THE NATIONAL, STATE, AND LOCAL EAS: PARTICIPATION AND PRIORITIES**

### **A. National Emergency Alert System Participation**

All broadcasters and subject cable operators are required to participate in the National-level EAS. Participating National (PN) stations and cable operators will carry the Presidential messages. In addition, all broadcasters and subject cable operators must transmit a Required Weekly Test (RWT), and once a month; re-transmit a Required Monthly Test (RMT) within 60 minutes of their EAS decoder receiving it. These actions are required of all broadcasters and subject cable operators, regardless of their “PN” EAS status.

### **B. State Emergency Alert System Participation**

Participation in the State and/or Local Area EAS is voluntary for all EAS participants. However, those stations designated as a State Relay Network or Local Primary – 1 (LP-1) must adhere to the requirements outlined in this plan. This includes programming of EAS equipment to allow for the automatic retransmission of certain weather and civil emergency codes outlined in this plan. Additionally, all other EAS stations and systems electing to participate in the State and/or Local Area EAS must follow the procedures found in this plan or approved local plans.

### **C. Conditions of Emergency Alert System Participation**

Participation in this plan shall not be deemed to prohibit broadcast licensees from exercising independent discretion and responsibility in any given situation. Broadcast stations and cable systems transmitting EAS emergency communications shall be deemed to have conferred rebroadcast authority. Management of each broadcast station and cable system may exercise discretion regarding the broadcast of emergency information and instructions to the general public. This authority is provided by FCC Rules and Regulations [11.54d].

## **III. STATE OF ALASKA EMERGENCY COMMUNICATIONS COMMITTEE**

The responsibility of administering this plan resides with members of the Alaska State Emergency Communications Committee (SECC). The FCC appoints the SECC Co-Chairs; members include Chairpersons of Local Emergency Communications Committees and other voluntary members appointed by the SECC Co-Chairs. Refer to Appendix B for a listing of SECC members. The State of Alaska Division of Homeland Security (DHS&EM) provides administrative support to the SECC, including maintenance of this plan as well as accepting and publishing Local Area EAS plans when developed.





## IV. ORGANIZATION AND CONCEPTS OF THE ALASKA EAS

All EAS participants will have a designation under this plan. The EAS requires a network of access points for EAS messages, with each participant able to monitor at least one access point for EAS alerts. Therefore the State of Alaska is divided into State Operational Areas; refer to Appendix C for a map of Alaska’s Operational Areas.

### A. State EAS Participant Designations

Every broadcast television and radio station, wireless and wireline cable system, and emergency management warning origination point will be assigned an EAS designation as shown in Table 3.

EAS Designation	Full Title	Definition
NP	National Primary	A source for national EAS alerts. This includes the FEMA IPAWS Aggregator and the Primary Entry Point (PEP) Station
SP	State Primary	The primary broadcast station for state level EAS alerts
SRN	State Relay Network	Broadcast and Satellite Radio, Television, and other systems which relay and distribute messages from NP and SP stations. The SRN is the primary distribution network for State EAS messages. Refer to Appendix E of this plan.
LP	Local Primary	Broadcast stations which are primary sources of local area emergency messages as well as local relay stations for national and state level EAS messages. LP-1 is the primary and LP-2 is the alternate. Refer to Appendix D of this plan.
PN	Participating National	Subject broadcast stations and cable systems which deliver all levels of EAS messages to the general public. Unless otherwise noted, all stations and systems in Alaska are designated as PN.
OP	Origination Point	National Weather Service (NWS), State, and Local Emergency Management Agencies authorized to originate EAS messages in accordance with this plan or approved Local EAS plans.

Table 3: EAS Participant Designations

### B. EAS Delivery Plan



The SECC is required to develop an EAS message delivery plan that provides for a minimum of two monitoring sources for EAS messages (47 C.F.R §11.52(d)). However, due to the unique difficulties faced by the State of Alaska due to lack of infrastructure, it may not be possible in all cases for each station to have two monitoring sources. The SECC shall provide two sources whenever feasible, and locate new sources when they become available. In the event a participant cannot monitor two sources of EAS messages, the participant shall request, in writing, a waiver from this requirement to the SECC. The waiver shall be reviewed and forwarded to the FCC for approval, and monitoring assignments will be documented in Appendix D of this plan.

Mandatory monitoring assignments for all SP, SRN, and LP stations are included in this plan. In addition, this plan provides a listing of mandatory and optional monitoring sources, per Operational Area, for all other participants. A detailed list of EAS participants, their specific monitoring assignments, and other details (FCC Mapbook) is maintained by the SECC.

Refer to Appendix E of this plan for a graphical display of the Alaska State Relay Network and Delivery plan. Appendices G and I, respectively, provide more detailed information concerning how Tsunami Warnings and AMBER Alerts are disseminated through the relay network.

*All SP, SRN, and LP stations participating in this plan must configure their encoders, decoders, or intermediary devices in accordance with this plan.*

### **C. Development of Local Area EAS Plans**

A basic EAS system would have at least one access point for all authorized agencies/origination points within a local operational area. The origination point should have either an EAS encoder or a CAP v1.2 authoring tool and a communications link capable of sending EAS messages to an LP station.

Local EAS plans should be written to detail the structure and procedures for each local operational area. As changes are made in the local EAS structure and procedures, the local EAS plan should be revised to reflect those changes. A Local Emergency Communications Committee (LECC) should be formed in each operational area. The LECCs are responsible for the development and maintenance of Local EAS plans.

Local EAS plans shall be submitted to the SECC for approval. A local EAS plan template is provided in Appendix H to assist local government and EAS participants in developing their plans. LECC's are strongly encouraged to coordinate with Local Emergency Planning Committees (LEPC) and Local emergency management organizations to incorporate local EAS plans into community Emergency Operations/Response Plans.



## D. Emergency Alert System Origination Points

The Alaska State Relay Network is shown in Appendix E.

### National Level System

The President of the United States or his authorized designee may utilize the facilities of EAS in a national emergency. Notification of a national EAS alert comes in the form of an Emergency Action Notification (EAN) from the White House, and through the FEMA Operations Center. EAN messages are currently delivered via a network of PEP stations (typically AM radio stations) across the nation. The PEP station for Alaska is 750 AM KFQD in Anchorage.

Messages transmitted by federal alert originators will be provided through a FEMA IPAWS aggregator over the Internet. It is unknown at this time whether Presidential EAN messages will be delivered via this new delivery system.

All EAS participants are required to monitor the FEMA IPAWS server located at <https://apps.fema.gov>. FEMA transmits a Required Weekly Test to ensure participant equipment is polling the IPAWS server as required by FCC-04-296.

### State Level System

The Governor of Alaska or his or her authorized designees (Appendix A) may utilize the facilities of EAS during a Statewide disaster or emergency. The primary state Origination Point (OP) for Statewide alerts is the State Emergency Operations Center (SEOC) located on Joint Base Elmendorf-Richardson (JBER), near Anchorage. The SEOC is staffed by the Division of Homeland Security & Emergency Management (DHS&EM). DHS&EM maintains the necessary equipment at the SEOC, the Alaska State Troopers (AST) Fairbanks Dispatch Center, and the City of Wasilla Police Department's MatCom Dispatch Center. Each center is authorized to activate EAS on behalf of the SEOC when necessary. For AMBER and SILVER Alerts, the AST Fairbanks Dispatch Center is the primary state OP, with the SEOC and MatCom serving as a backup.

As depicted in Appendix E, the State level system may be activated via two methods. The primary method for activation utilizes the Emergency Management Network (EMnet). EMnet is an Internet and satellite-based system capable of distributing both EAS and CAP v1.2 messages to each LP-1 and SRN station in Alaska. Redundancy is provided to each OP through an EAS encoder/decoder which connects to the State Primary (SP) station via dial up telephone line or UHF radio link. A tertiary redundancy built into the system is the ability for state OPs to utilize the NOAA HazCollect system.

### Local Level System



Local activation of EAS is subject to the development and approval of a Local Area EAS plan. Local plans provide specific local authorities with access to the system, and depict local methods of activation. Local plans also include specific event codes that may be used by local authorities. Refer to Appendix H for a Local EAS Plan template. A listing of approved local area plans can be found at <http://ready.alaska.gov/SEOC/EAS>

### National Weather Service Dissemination

NOAA/NWS operates the NOAA Weather Radio All Hazards (NWR). These VHF radio transmitters are available at select locations across the State. Refer to Appendix F for a description and listing of NWR transmitters. SRN, LP, and PN stations monitor NWR transmitters to receive weather warning EAS messages to rebroadcast to the general public. This includes flood, high wind, and blizzard warnings. NWR also transmits Tsunami warnings to affected areas. NWR may also be utilized by state and local emergency officials to broadcast Non-Weather Emergency Messages (NWEM) through the NOAA HazCollect System or via verbal or written request to NWS Forecast Offices in Anchorage, Fairbanks, Juneau, and the NWS Weather Service Office in Kodiak.

## V. LEGACY EAS PROTOCOL

EAS Activations, including tests and live alerts, will consist of up to four elements:

- Header Code (mandatory)
- Attention Signal (optional; *the attention signal is no longer required in Alaska*)
- Aural Message (optional)
- End of Message Code (mandatory)

### A. Header Code

All EAS activations will include a header code data burst. The header code will be transmitted three times, with a one-second pause after each transmission, to ensure proper reception by EAS decoders. This header code is typically referred to as “modem” tones when heard. The header code consists of eight elements as depicted below.

Details on each element are outlined in Table 4 below.

### PREAMBLE-ZCZC-ORG-EEE-PSSCCC-TTTT-JJJHHMM-LLLLLLLL

Sequence	Header Code Element	Name	Definition
First	<b>Preamble</b>	N/A	Clears the system. The preamble is automatically sent by the EAS encoder.



Second	<b>ZCZC</b>	Start Code	An identifier which indicates the start of the ASCII code. Automatically sent by the EAS encoder.
Third	<b>ORG</b>	Originator Code	This code describes the type of entity originating an EAS activation. See subsection below.
Fourth	<b>EEE</b>	Event Code	This code describes the type of event that occurred. See subsection below.
Fifth	<b>PSSCCC</b>	Location Code	This code identifies the State, borough or county, or census area affected by the EAS alert. See subsection below.
Sixth	<b>TTTT</b>	Duration Code	This code identifies how long the alert is in effect for. See subsection below.
Seventh	<b>JJHHMM</b>	Date and Time of Day Code	Date and time of day that EAS was activated. See subsection below.
Eight	<b>LLLLLLL</b>	Encoder Identification Code	This code identifies the specific entity originating or rebroadcasting the EAS alert. See subsection below.

**Table 4: EAS Header Protocol**

1. Originator Code

The user programs their originator code (ORG) into their EAS encoder during initial setup. Refer to Table 5 for valid originator codes:

Originator Code	Definition
PEP	Primary Entry Point System
CIV	Civil Authorities
WXR	National Weather Service
EAS	EAS Participant

**Table 5: EAS Originator Codes**

2. Event Code

The Event Code (EEE) must be programmed into the origination point encoder for each activation. In some cases, such as tests, the encoder may utilize a macro function that assigns the event code. Appendix K provides the list of Event Codes authorized in the Emergency Alert System. This Plan and approved Local EAS plans may contain a specific subset of Event Codes that are approved for use within Alaska and within specific operational areas.

3. Location Code

The Location Code (PSSCCC) must be programmed by the origination point each time an alert is sent. Each EAS participant must also program their encoder or encoder/decoder with



the Location Code for the Borough, Municipality, or Census Area where the station is located.

Location Codes are based on Federal Information Processing Standard (FIPS) codes [11.31c]; each state, as well as each borough or census area in Alaska has been assigned a number. The combination of the state number and the borough or census area number makes up the SSCCC portion of the Location Code. An additional “P” digit has been provided at the beginning of the Location Code to further define geographic portions of a borough or census area; however, at this time the “P” digit is not utilized in Alaska. The FIPS code for the State of Alaska is **02**, and Appendix J provides a listing of the FIPS codes utilized in Alaska. Most EAS encoders and decoders allow the user to select a location based on the state, borough or census area name. EAS location codes are identical to those used in the NOAA Weather Radio All Hazards Radio Specific Area Message Encoding (SAME) system.

#### 4. Duration Code

The Duration Code (TTTT) must be determined by the alert originator each time an alert is sent. Valid durations can be entered in 15 minute segments for time periods of less than one hour, and in 30 minute segments for time periods exceeding one hour.

#### 5. Date and Time of Day Code

The Date and Time of Day Code (JJJHHMM) is based on a Julian calendar and is sent automatically by the EAS encoder. The duration of the event is calculated as starting from this time.

#### 6. Encoder Identifier Code

The Encoder Identifier Code (LLLLLLLL) identifies the broadcaster, cable operator, Weather Service Office, civil authority, or industrial plant that operated the encoder that transmitted or retransmitted the alert. The information is programmed into the encoder at initial setup and is automatically added to the EAS header by the encoder.

Table 6 lists the formats for the mandatory Encoder Identifier Codes for various organizations and agencies.

Activation Entity	Identifier Code	Example
Broadcasters	Station call letters. For two stations give both stations call letters in sequence. For three or more stations, the call letters of one station is sufficient.	Single Station: <b>KFQD (AM)</b> Two Stations: <b>KFQDKWHL</b>
Cable Providers	Six-digit FCC Cable ID Number	<b>AK0001</b>
Weather Service Offices	Use the station call sign (PXXX) followed by /NWS	<b>PAFC/NWS</b>



Civil Authorities	Civil Authorities construct identifier codes using the initials of the civil agency.	<b>DHSEM</b>
Military Authorities	See Examples	Air Force: <b>AIRFORCE</b> Army: <b>USARMY</b> Navy: <b>USNAVY</b> Coast Guard: <b>USCG</b> Marine Corps: <b>USMC</b>

**Table 6: EAS Encoder Identifier Codes**

**B. Attention Signal**

**Be advised that the attention signal is no longer used in Alaska.** Following the header code, a two-tone attention signal may be used to alert listeners and viewers that an EAS activation has occurred and that an aural message will follow. The attention signal should be used if, and only if, an aural message will be included as part of the alert. All NWS RWT and designated warnings will use the 1050HZ-tone alarm.

The two-tone attention signal must consist of the fundamental frequencies of 853 and 960 Hz transmitted simultaneously [11.31a2] and must be from 8 to 25 seconds in duration [11.31c]. When used, the attention signal must follow the EAS header and must precede an aural message. Use of the two-tone attention signal and an aural message will be determined by the originator of the alert; they are not required, but if one is used the other must accompany it. It is not required for state and local alerts [11.51b].

**C. Aural Message**

An EAS alert may also include an aural message. EAS decoders are required to have the capability to record and store at least two minutes of audio information [11.33a3i]. The originator may supply an aural message of up to, but not more than, two minutes in length. The aural message will be transmitted following the attention signal. Transmission of the aural message is not required for state and local alerts [11.51b].

**D. End of Message**

In addition, all EAS alerts will contain an end-of-message code burst to indicate the complete reception of the message [11.31c]. The end-of-message code burst is sent three times, as with the header code, to ensure proper reception by EAS decoders. The end of message character string is comprised of four ASCII “N” characters.

**E. Time-Duration and Borough-Location Codes to be used in Testing**



The time duration used in the EAS header code for all EAS tests shall be 60 MINUTES and the time duration used for the RWT shall be 15 MINUTES.

BOROUGH LOCATION codes used in the EAS header code for EAS tests shall conform to these guidelines:

- SRN Stations: All tests shall use the Location Code for the entire state (02000).
- PN Stations and Cable Operators: The RMT shall be re-transmitted unchanged, except for the “L-Code.” Thus, RMTs will include all boroughs present in the original message. For the RWT performed every week by each PN station, and each cable operator, the borough-location code used shall be the borough for the broadcaster or cable operator’s service area. Other boroughs in the station’s/system’s service area may be added at management discretion.

## VI. NEXT GENERATION EAS PROTOCOL

This section provides a description of the protocols, standards, and guidelines that will be utilized in the State of Alaska’s Next generation EAS. A number of significant changes to FCC Part 11 rules, and FEMA regulations guiding the development and deployment of EAS as part of the Nation’s Integrated Public Alert and Warning System (IPAWS) are currently underway. As specific requirements become law, this plan will be updated accordingly.

### A. Common Alerting Protocol

The Common Alerting Protocol (CAP) provides an open, non-proprietary digital message format for all types of alerts and warnings. It does not address any particular application or telecommunications method. The CAP format is compatible with emerging communications techniques such as Internet-based services, and is backwards compatible with existing formations including NOAA Specific Area Message Encoding (SAME) protocols and the Legacy EAS protocols described in the previous section. CAP is an eXtensible Markup Language (XML) standard adopted by the international standards-making body, the Organization for the Advancement of Structured Information Systems (OASIS). FEMA announced the adoption of CAP version 1.2 (CAP v1.2) on September 30, 2010.

The CAP-based networks do not replace traditional, over-the-air methods of monitoring for EAS alerts; instead, they supplement those sources and provide further redundancy. Likewise, CAP does not replace the existing EAS protocol or the NOAA SAME protocol. EAS participants will use CAP-based equipment to translate CAP messages to the EAS protocol and message format. CAP-based equipment consists of stand-alone converters, firmware upgrades to existing encoders/decoders, or newer encoder/decoder models with CAP fully integrated.

Additional benefits of utilizing CAP include:



- CAP alerts are transmitted in digital format; therefore, there is no degradation of quality of the content that may be experienced with analog methods such as radio.
- CAP alerts can be directly available to encoder/decoder equipment within seconds of their creation; therefore delays or disruptions relating to station-to-station, over-the-air relay are reduced.
- The Internet infrastructure has a high level of redundancy and reliability, and may survive when other channels of communication do not.
- In addition to EAS-required data, CAP alerts may carry rich information such as audio, video, geo-location data, etc., that EAS Participants may opt to utilize for supplemental information to provide to their audiences.

Further details on CAP can be found on the OASIS website at <http://docs.oasis-open.org/emergency/cap/v1.2/CAP-v1.2-os.pdf>

### **B. CAP v1.2 USA IPAWS Profile Version 1.0**

The CAP v1.2 USA IPAWS Profile Version 1.0 (IPAWS CAP Profile) is a further revision and interpretation of the CAP v1.2 standard. The IPAWS CAP Profile was developed and approved by the Emergency Management Technical Committee of OASIS. Its purpose is to constrain the overall CAP v1.2 standard in order to meet the needs of devices that are manufactured to receive alerts from FEMA IPAWS and other CAP v1.2, IPAWS CAP Profile compliant alert originators.

Further details on the CAP v1.2 USA IPAWS Profile Version 1.0 can be found on the OASIS website at <http://docs.oasis-open.org/emergency/cap/v1.2/ipaws-profile/v1.0/cap-v1.2-ipaws-profile-v1.0.pdf>

### **C. CAP EAS Implementation Guide**

The EAS CAP Industry Group (ECIG) developed the ECIG CAP to EAS Implementation Guide to further specify how a CAP formatted message (CAP v1.2 and IPAWS CAP Profile v1.0) will be converted for use by legacy EAS equipment. As noted above, the CAP standard and the IPAWS CAP Profile contain a myriad of content-rich elements that cannot be processed by the legacy EAS protocol or NOAA SAME protocol. The FCC has formally adopted the ECIG CAP to EAS Implementation Guide in their Fifth Report and Order (FCC-04-296). Section 11.56 of the EAS rules will be amended to include this requirement. Further details on the ECIG CAP to EAS Implementation Guide can be found on the ECIG website at [http://www.eas-cap.org/ECIG-CAP-to-EAS\\_Implementation\\_Guide-V1-0.pdf](http://www.eas-cap.org/ECIG-CAP-to-EAS_Implementation_Guide-V1-0.pdf)

### **D. Next Generation EAS Message Distribution (State Relay Network)**



In order to take advantage of the next generation technologies described above the State of Alaska has developed a new method for delivering EAS messages across the State. The new distribution network will complement the existing “daisy-chain” network utilized by EAS participants today. The system, called “EMnet,” combines satellite technology and the Internet for distribution of CAP formatted messages to all SRN and LP-1 stations across the State. EMnet messages take full advantage of the next generation protocols, and can deliver content-rich messages, including graphics, video, and links or references to additional information. The system also allows alert originators to geographically target each of Alaska’s 22 EAS Operational Areas. EMnet provides both content-rich CAP formatted alerts to be transmitted, and translates those messages into the legacy EAS protocol for use by the EAS participant’s legacy encoders and decoders.

Further details on the next generation Alaska State Relay Network can be found in Appendix E of this plan.

*EAS encoders will perform RWTs and RMTs according to standard EAS protocol once the required information is entered into the device. The exact procedures for programming a test will vary depending upon the manufacturer of the equipment. Consult your operations manual for information specific to your encoder and practice the procedure prior to attempting to perform an actual test.*

## VII. Required Emergency Alert System Tests

All broadcasters, subject cable operators, and the National Weather Service are required to transmit Required Weekly Tests (RWT) and Required Monthly Tests (RMT) with the following exceptions:

TV translators and LPTV stations that do not originate local programming are not required to have EAS equipment.

### A. Required Weekly Test

#### 1. Transmission

All broadcasters, subject cable operators, and the National Weather Service must initiate a required weekly test (RWT) once a week on random days and times except for the week of the RMT test. There are no time-of-day restrictions. This is a 10.5-second test, consisting only of the EAS Header and End-of-Message Codes. The National Weather Service will make this test every Wednesday between the hours of 11:00 a.m. and 3:00 p.m.

#### 2. Reception



All broadcasters and subject cable operators receiving a RWT from one of their monitored sources must log receipt of this test. No further action is required.

### 3. Origination Point Test

In order to ensure proficiency by State Origination Points, each will transmit an RWT across the EMnet system weekly.

## **B. Required Monthly Test**

### 1. Transmission

Required monthly tests (RMTs) are to be initiated by State Origination Points on a rotating schedule. During the designated week for this test, all other broadcasters and cable operators are to wait for this test and then react as described in paragraph D below. With the exception outlined in the Special Test paragraph, these tests shall always use the Event Code “RMT.”

## **C. RMT Scheduling**

### 1. WEEK AND TIME OF DAY

RMTs shall always occur during the first full Sunday-through Saturday week of the month.

Per guidance contained in 11.61 of CFR the State of Alaska SECC has determined the required monthly tests be as follows due to the high latitude of the State:

- Between 8:30 pm and 8:30 am on even numbered months; and
- Between 8:30 am and 8:30 pm on odd numbered months.

### 2. RECOMMENDED TIME CONSTRAINTS

Due to the intrusive nature of the RMTs to television broadcasters and cable operators, it is highly recommended that the dates and times of these tests be scheduled at least 6 to 12 months in advance. DHS&EM, with the approval of the SECC and the Alaska Broadcasters Association, will publish the annual RMT schedule. The current RMT schedule will be made available on the Alaska EAS website ([ready.alaska.gov/SEOC/EAS](http://ready.alaska.gov/SEOC/EAS)). The intent of this section is to acknowledge the potential financial impact of such tests on the television programming of broadcasters and cable operators alike, and to provide a mechanism whereby such tests can be scheduled with input from such affected industries.

## **D. Reception and Re-Transmission**



All broadcasters and subject cable operators receiving an RMT must re-transmit this test within 60 minutes of receiving it. For daytime-only stations receiving a nighttime RMT, this test must be re-transmitted within 60 minutes of the daytime-only station's sign-on. Transmission of the RMT takes the place of the Required Weekly Test (RWT). Times should be logged for both the receipt and re-transmission of the RMT. Broadcast and cable management should impress upon their staff that the re-transmission of this test is mandatory. Failing to retransmit the RMT within 60 minutes of its reception or 60 minutes of a daytime-only station's sign-on is a violation of FCC regulations.

### **E. Mandatory RMT Reporting**

All SRN and LP-1 stations are required to submit reporting on Required Monthly Tests to the SECC through a website located at [http://www.surveymonkey.com/Alaska\\_RMT](http://www.surveymonkey.com/Alaska_RMT). SRN and LP-1 stations must file these reports within seven (7) days of the test. Reports should include station identification, time and date of reception and re-transmission of the RMT, and any comments on quality or condition of the message itself. EAS participants may utilize the information to satisfy the requirements outlined in the EAS Handbook, which states, "...EAS participants must determine the cause of any failure to receive the required tests or activations, ... and indicate in the station's EAS log why the tests were not received."

### **F. Special Test**

Special live code tests will be conducted March and January of each calendar year as outlined below. Upon acceptance of this plan by the FCC, these special tests will satisfy the waiver requirements of the Commission's rules, 47 C.F.R. § 11.31, 11.45, and 11.61, in accordance with the delegated authority pursuant to Sections 1.3 and 0.392 of the Commission's rules, 47 C.F.R. § 1.3 and 0.392.

Each special test will be conducted in a manner consistent with previous tests, including a robust outreach and education campaign, extensive public information, coordination with Statewide EAS participants and emergency management agencies, and video and audio announcements clearly indicating that these events are tests and not actual emergency events.

- In addition to the RMT for January, a live code Child Abduction Emergency (Event Code "CAE") test will also be conducted.
- In addition to the RMT for March, a live code Tsunami Warning (Event Code "TSW") test will also be conducted.
- A live code Emergency Action Notification (Event Code "EAN") or National Periodic Test (Event Code "NPT") as authorized by FEMA and the FCC. When scheduled, this test will replace the RMT for the designated month. Upon successful completion of a nationwide EAS test utilizing one of these two codes, EAS participants will be required to submit test data to the FCC utilizing the EAS Test Reporting System (ETRS). More information on the ETRS can be found at <http://www.fcc.gov/>.



## VIII. State of Alaska Emergency Alert System Test Scripts and Formats

The following test scripts and formats shall be used by all Alaska broadcasters, cable operators, and emergency agencies when originating EAS tests.

### A. Required Weekly Test

No script is used for the RWT; the entire test takes 10.5 seconds and must be formatted as outlined below.

- One-second pause;
- Send EAS header;
- One-second pause;
- 1050 hertz attention signal for 10 seconds (NWS only);
- NWS Script (NWS only);
- Send EAS end-of-message code;
- One-second pause; and
- Resume normal programming.

Though standard RWTs are not scripted, RWTs initiated by the National Weather Service (NWS) follow an NWS script.

### B. Required Monthly Tests

Originators of the RMT shall use the following format. All other broadcasters and subject cable operators will receive the test in this format and must retransmit it within 60 minutes in the same format.

#### 1. RMT Format and Script

- Send the EAS header code;
  - Use the “RMT” event code
  - Use 60-minute duration
- One second pause;



- Send the two-tone attention signal for 8 seconds;
- Transmit the following test script;

**“This is a test of the Emergency Alert System and the Alaska AMBER Alert System. In the event of an emergency or child abduction, this system would provide important information. This test is now concluded.”**

- One second pause; and
- Send EAS end-of-message code.

The RMT script can be read in nine to ten seconds; all other elements the RMT (the header codes, attention signal and end of message codes) take from 19 to 21 seconds to complete, depending on the number of location codes contained in the header. The goal of writing this short test script was to fit the entire test into a 30-second time period, therefore originators should make every attempt to complete their test within 30 seconds. Pre-recording the script at the length needed to achieve this is highly recommended.

## 2. Optional Test Introduction and Wrap-ups

In addition to the required elements in the RMT format, broadcasters and cable systems may elect to add an optional introduction to the test and/or an optional test wrap-up. When a test is received, the station could run the optional introduction followed by a one-second pause, retransmit the RMT as outlined above, run the test wrap-up, and then return to regular programming.

The content of the introduction and wrap-up is up to the broadcasters and subject cable operators.

An example of an optional test introduction is:

**“This station, in cooperation with national, state, and local officials, participates in the Emergency Alert System. The following is an EAS test.”**

An example of an optional test wrap-up is:

**“For information regarding the Emergency Alert System, contact this station or your local emergency services organization.”**

## 3. Special Test Scripts

Special Tsunami Test: **“This is a test of the tsunami warning system in Alaska, brought to you by the National Weather Service, Alaska Division of Homeland Security and Emergency Management, and the Alaska Broadcaster’s Association, as part of Tsunami**



**Preparedness Week in Alaska.** We appreciate your participation in this test and ask you to provide feedback online at [ready dot Alaska dot gov slash survey](http://ready.alaska.gov/survey). With the cooperation of broadcasters, cable operators, and emergency management agencies, this system informs you of tsunami events that pose an immediate threat to your life, health, or property. If this had been an actual emergency requiring immediate action or evacuation, official messages would follow the alert tone. Again, the internet address to reply is [ready dot Alaska dot gov slash survey](http://ready.alaska.gov/survey). This is a test – no tsunami warning is in effect – repeat – this is only test. The following tones will conclude this test.”

Special AMBER Alert Test: “This is a test of the Alaska AMBER Alert System, brought to you by the Alaska Department of Public Safety, Alaska Division of Homeland Security and Emergency Management, and the Alaska Broadcaster’s association. We appreciate your participation in this test and ask you to provide feedback online at [ready dot Alaska dot gov slash survey](http://ready.alaska.gov/survey). In the event of a child abduction, this system would provide you with detailed information concerning the abducted child, suspect, and vehicles. This is only a test. Again, the internet address to reply is [ready dot Alaska dot gov slash survey](http://ready.alaska.gov/survey). The following tones will conclude this test.”

## **IX. Emergency Alert System State and Local Activation Procedures**

### **A. State Activation Procedures**

- Program EAS encoder with required header information;
- Record audio message; and
- Transmit the EAS message to SRN using established procedures.

### **B. Local Area Activation Procedures**

- Program EAS encoder with required header information;
- Record audio message; and
- Transmit the EAS message via the LRN or other communications circuit using established procedures in accordance with Local Operations Area Plans.



## **X. Guidance for Originators of Emergency Alert System Alerts**

Only those entities specifically authorized by the applicable LECC and/or the SECC shall input emergency messages into the EAS system; those entities are listed in Appendix A.

### **A. Guidance for National Weather Service Personnel**

NWS personnel issue EAS weather messages via NOAA Weather Radio (NWR) using the NOAA-Specific Area Message Encoder (SAME)/EAS Codes. NWS procedures are followed related to transmission of SAME/EAS codes, the NWR 1050 Hz warning alarm, and reading of the weather/flood/tsunami bulletin script.

### **B. Guidance for Emergency Management/Services Personnel**

The Emergency Alert System is designed so that agencies with an emergency message need only to transmit that message once. In order to generate an EAS message, an EAS encoder is required. The encoder is connected to a communications circuit by which local broadcasters and subject cable operators will receive the message simultaneously, enabling them to deliver it to the general public.



## **APPENDIX A: Roster of Entities Authorized to Activate the Alaska Emergency Alert System**

### **State Emergency Alert System Activation**

- Governor, State of Alaska
- Director, State of Alaska Division of Homeland Security and Emergency Management
- AMBER and SILVER Alert Coordinator, Alaska State Troopers

### **Weather-Related Emergency Alert System Activations**

All weather-related EAS alerts are originated by the National Weather Service via the National Atmospheric and Oceanic Administration (NOAA) Weather Radio. These alerts are also disseminated via the NOAA Weather Wire Service (NWWS) and the AP and UPI teletype networks. An EAS weather alert received via one of these teletypes shall constitute valid authorization for a broadcaster or cable operator to originate an EAS weather alert “warning” if that is the level of alert that has been declared by the National Weather Service. In the absence of a “warning” issued by the National Weather Service, a broadcaster or cable operator may originate an EAS weather alert “warning” at the direction of their local emergency management agency. If another agency is to be used in declaring weather alerts, it shall be listed in the appropriate Local Area EAS Plan.

### **Civil-Emergency Emergency Alert System Activations**

All local EAS activations should be performed in accordance with local/borough emergency operations plans and/or Local Area EAS Plans.



## APPENDIX B: Alaska State Emergency Communications Committee (SECC)

Co-Chairs	
<b>Dennis Bookey (Broadcast Chair)</b> Kodiak Island Broadcasting 907.529.5266 <a href="mailto:dbookey@aol.com">dbookey@aol.com</a>	<b>Chris Brandt (Cable/Wireline Video Chair)</b> GCI Cable 907.868.8531 <a href="mailto:cbrandt@gci.com">cbrandt@gci.com</a>
Membership	
<b>Cathy Hiebert</b> Alaska Broadcasters Association 907.258.2424 <a href="mailto:akbagold@gci.net">akbagold@gci.net</a>	<b>Bryan J. Fisher (State OP Member)</b> AK Div. of Homeland Security & Emer. Mgmt. 907.428.7096 <a href="mailto:b.fisher@alaska.gov">b.fisher@alaska.gov</a>
<b>Bob Wyatt (SRN Member)</b> Alaska Public Radio Network 907.550.8400 <a href="mailto:bobw@alaskapublic.org">bobw@alaskapublic.org</a>	<b>Steve Hamlin (SRN Member)</b> Alaska Rural Communications Service (ARCS) 907.277.6300 ext. 6005 <a href="mailto:steve@akpb.org">steve@akpb.org</a>
<b>LT Steve Adams (State OP Member)</b> Alaska State Troopers 907.269.5511 <a href="mailto:steven.adams@alaska.gov">steven.adams@alaska.gov</a>	<b>Bill Legere (Juneau LECC Chair)</b> KTOO-FM & TV 907.463.6406 <a href="mailto:bill@ktoo.org">bill@ktoo.org</a>
<b>Paul Jewusiak (SP and PEP Member)</b> KFQD Radio 907.275.2231 <a href="mailto:paul.jewusiak@alphamediausa.com">paul.jewusiak@alphamediausa.com</a>	<b>Matt Wilson (Kenai Peninsula Borough LECC Chair)</b> KSRM Radio Group 907.953.0385 <a href="mailto:mattwilson@radiokenai.com">mattwilson@radiokenai.com</a>
<b>Kevin Spillers (Anchorage LECC Chair)</b> Municipality of Anchorage OEM 907.343.1401 <a href="mailto:spillerskp@muni.org">spillerskp@muni.org</a>	<b>David Gibbs (Local OP Member)</b> Fairbanks North Star Borough OEM 907.459.1481 <a href="mailto:dgibbs@co.fairbanks.ak.us">dgibbs@co.fairbanks.ak.us</a>
<b>Jeff Osiensky (Federal OP Member)</b> NOAA Alaska Region Headquarters 907.271.5132 <a href="mailto:jeff.osiensky@noaa.gov">jeff.osiensky@noaa.gov</a>	<b>Pete Van Nort (Fairbanks LECC Chair)</b> KFBX (am) KIAK (fm) 907.450.1000 <a href="mailto:petervannort@iheartmedia.com">petervannort@iheartmedia.com</a>
<b>Paul Whitmore (Federal OP Member)</b> National Tsunami Warning Center 907.745.4212 <a href="mailto:paul.whitmore@noaa.gov">paul.whitmore@noaa.gov</a>	<b>Erik Kuhlmann (SRN Member)</b> KTVA 907.929.9737 <a href="mailto:ekuhlmann@denalimediaalaska.com">ekuhlmann@denalimediaalaska.com</a>
<b>Louise Fode (Federal OP Member)</b> National Weather Service 907.266.5117 <a href="mailto:louise.fode@noaa.gov">louise.fode@noaa.gov</a>	

Table B1: SECC Membership



APPENDIX C: Alaska EAS Operational Area Map

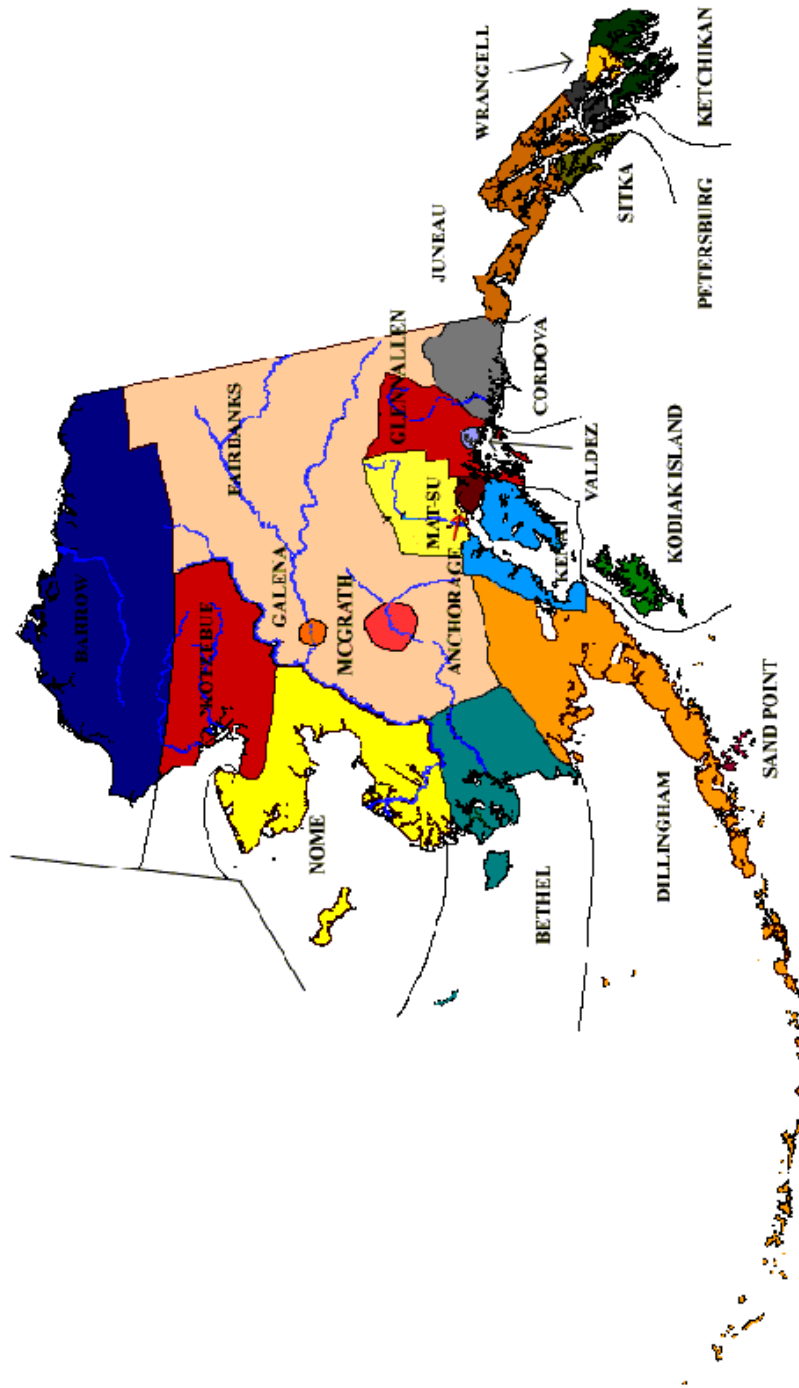


Figure C1: EAS Operational Areas



DRAFT



**APPENDIX D: Local Primary Monitoring Assignments**

Table D-1 describes the monitoring assignments for stations in each operational area. For each area we have listed the Local Primary (LP-1) station with their monitoring assignments; all other stations in that operational area must monitor the LP-1 and at least one other assignment from the list of choices.



Operational Area	LP-1 Station <i>LP-1 Monitoring Assignments</i>	All other Station Assignments	
		Mandatory	Choices
Anchorage	<b>KFQD</b> <i>PEP, ADES, NWR, KNBA</i>	KFQD	NWR, KTVA, APRN, KNBA
Barrow	<b>KBRW</b> <i>ARCS, APRN, KTVA</i>	KBRW	ARCS, KTVA, NWR, APRN
Bethel	<b>KYUK</b> <i>APRN, ARCS.</i>	KYUK	APRN, ARCS, EMNET, NWR.
Cordova	<b>KLAM</b> <i>KTVA, NWR, EMNET.</i>	KLAM	ARCS, NWR, APRN.
Dillingham	<b>KDLG</b> <i>APRN, ARCS, EMNET.</i>	KDLG	APRN, ARCS, NWR.
Fairbanks/Nenana	<b>KFBX</b> <i>ARCS, KUAC-FM, NWR, EMNET.</i>	KFBX	ARCS, KUAC-FM, NWR.
Galena	<b>KIYU</b> <i>KUAC, KSKO, EMNET, ARCS.</i>	KIYU	KUAC, KSKO.
Glenallen	<b>KCAM</b> <i>KCHU, KMBQ, NWR, EMNET.</i>	KCAM	ARCS, APRN.
Juneau	<b>KINY</b> <i>ARCS, NWR, EMNET.</i>	KINY	KJUD, NWR, APRN.
Kenai/Soldotna	<b>KSRM</b> <i>KFQD, NWR</i>	KSRM	NWR, KFQD, APRN, KTVA



Ketchikan	<b>KRBD</b> <i>ARCS, NWR</i>	KRBD	ARCS, NWR
Kodiak	<b>KVOK</b> <i>NWR, KTVA, KMXT</i>	KVOK	NWR, KTVA, ARCS, APRN
Kotzebue	<b>KOTZ</b> <i>EMNET, ARCS, APRN, NWR.</i>	KOTZ	APRN.
Matsu Borough	<b>KMBQ</b> <i>KFQD, NWR, EMNET.</i>	KMBQ	KFQD, NWR, APRN.
McGrath	<b>KSKO</b> <i>ARCS, EMNET.</i>	KSKO	ARCS.
Nome	<b>KNOM</b> <i>KTVA, NWR.</i>	KNOM	NWR, KTVA.
Petersburg	<b>KFSK</b> <i>EMNET, ARCS, NWR, APRN.</i>	KFSK	ARCS, APRN.
Sand Point	<b>KSDP</b> <i>EMNET, NWR, ARCS.</i>	KSDP	APRN, ARCS.
Sitka	<b>KIFW</b> <i>EMNET, NWR.</i>	KIFW	EMNET, NWR.
Unalaska	<b>KUCB</b> <i>ARCS, NWR.</i>	KUCB	ARCS, NWR.
Valdez	<b>KVAK</b> <i>KTVA, KCHU, NWR, EMNET.</i>	KVAK	KCHU, ARCS, NWR.



Wrangell	<b>KSTK</b> <i>EMNET, ARCS, NWR, APRN.</i>	KSTK	ARCS, NWR, APRN.
----------	---	------	------------------

**Table D1: Participant Monitoring Assignments**

The broadcast stations and cable systems listed below have been granted an exception to the required monitoring assignments.

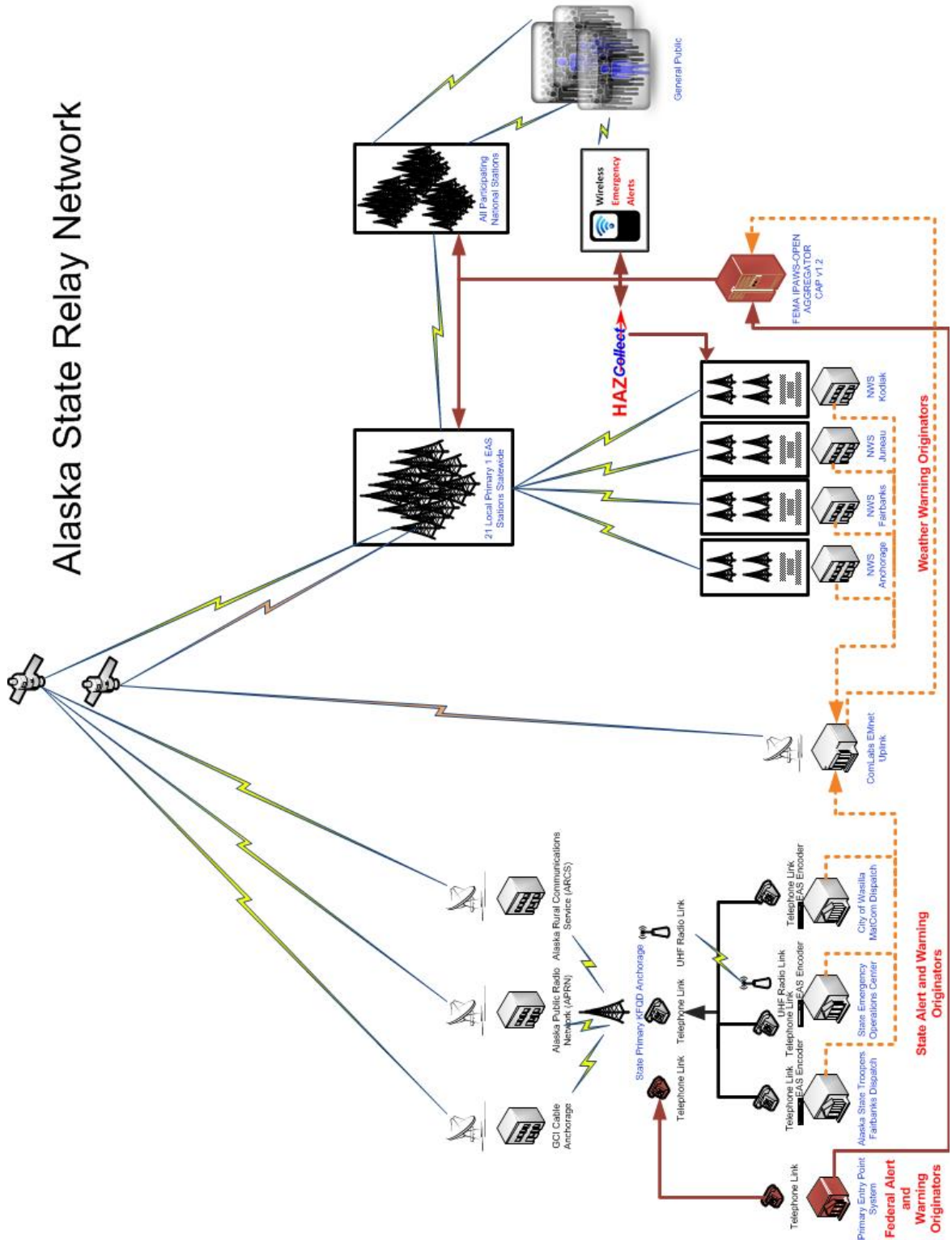
**KEUL 88.9 FM, Girdwood, Alaska.** KEUL will monitor KSKA (91.9 FM) translator; due to geographic considerations, they are not able to monitor their LP-1 station (KFQD).

**KWVV-FM 103.5FM, Homer, Alaska.** KWVV-FM will monitor KBBI (890AM) and NWS; due to geographic considerations, they are not able to monitor their LP-1 station (KSRM). KBBI is monitoring the LP-1 via a T-1 circuit.



APPENDIX E: Alaska State Relay Network

Figure E1: Alaska State Relay Network



APPENDIX F: NOAA Weather Radio All Hazards Radio Map

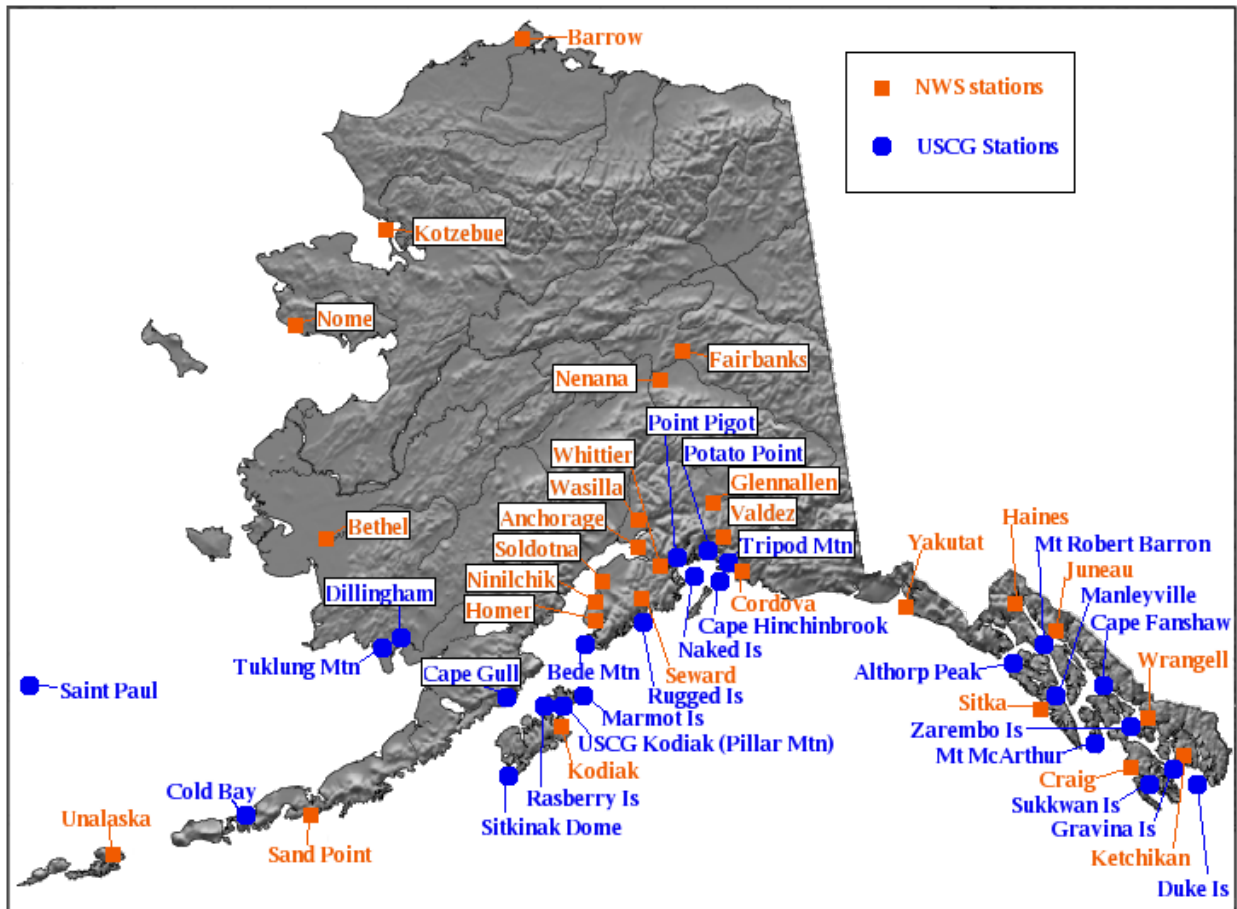


Figure F1: NOAA Weather Radio All Hazards Radio Map



Site Name	Transmitter Name	Call Sign	Frequency	WFO/ WSO
Manleyville	Manleyville	<a href="#">KAD96</a>	162.500	Juneau, AK
Anchorage	Anchorage	<a href="#">KEC43</a>	162.550	Anchorage, AK
Seward	Spring Creek	<a href="#">KEC81</a>	162.550	Anchorage, AK
Saint Paul Island	Saint Paul Island	<a href="#">KJY73</a>	162.525	Anchorage, AK
Cold Bay	Cold Bay	<a href="#">KJY87</a>	162.425	Anchorage, AK
Glennallen	Glennallen	<a href="#">KPS503</a>	162.550	Anchorage, AK
Nenana	Nenana	<a href="#">KPS504</a>	162.400	Fairbanks, AK
Kotzebue	Kotzebue	<a href="#">KWN30</a>	162.550	Fairbanks, AK
Whittier	Whittier	<a href="#">KXI29</a>	162.475	Anchorage, AK
Craig	Craig	<a href="#">KXI80</a>	162.475	Juneau, AK
Barrow	Barrow	<a href="#">KZZ53</a>	162.550	Fairbanks, AK
Althorp Peak	Althorp Peak	<a href="#">KZZ86</a>	162.425	Juneau, AK
Mt. Robert Barron	Mt. Robert Barron	<a href="#">KZZ87</a>	162.450	Juneau, AK
Cape Fanshaw	Cape Fanshaw	<a href="#">KZZ88</a>	162.425	Juneau, AK
Sukkwon Island	Sukkwon Island	<a href="#">KZZ89</a>	162.425	Juneau, AK
Raspberry Island	Raspberry Island	<a href="#">KZZ90</a>	162.425	Kodiak, AK (WSO)
Zarembo Island	Zarembo Island	<a href="#">KZZ91</a>	162.450	Juneau, AK
Duke Island	Duke Island	<a href="#">KZZ92</a>	162.450	Juneau, AK
Point Pigot	Point Pigot	<a href="#">KZZ93</a>	162.450	Anchorage, AK
Mt. McArthur	Mt. McArthur	<a href="#">KZZ95</a>	162.525	Juneau, AK
Gravina Island	Gravina Island	<a href="#">KZZ96</a>	162.525	Juneau, AK
Ninilchik	Ninilchik	<a href="#">KZZ97</a>	162.550	Anchorage, AK
Wasilla	Wasilla	<a href="#">KZZ98</a>	162.400	Anchorage, AK
Tuklung Mtn.	Tuklung Mtn.	<a href="#">WNG525</a>	162.425	Anchorage, AK



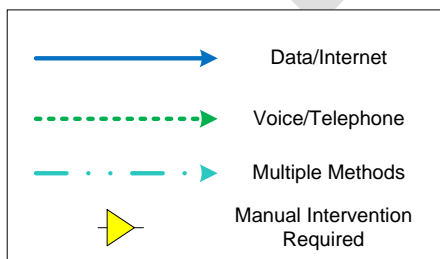
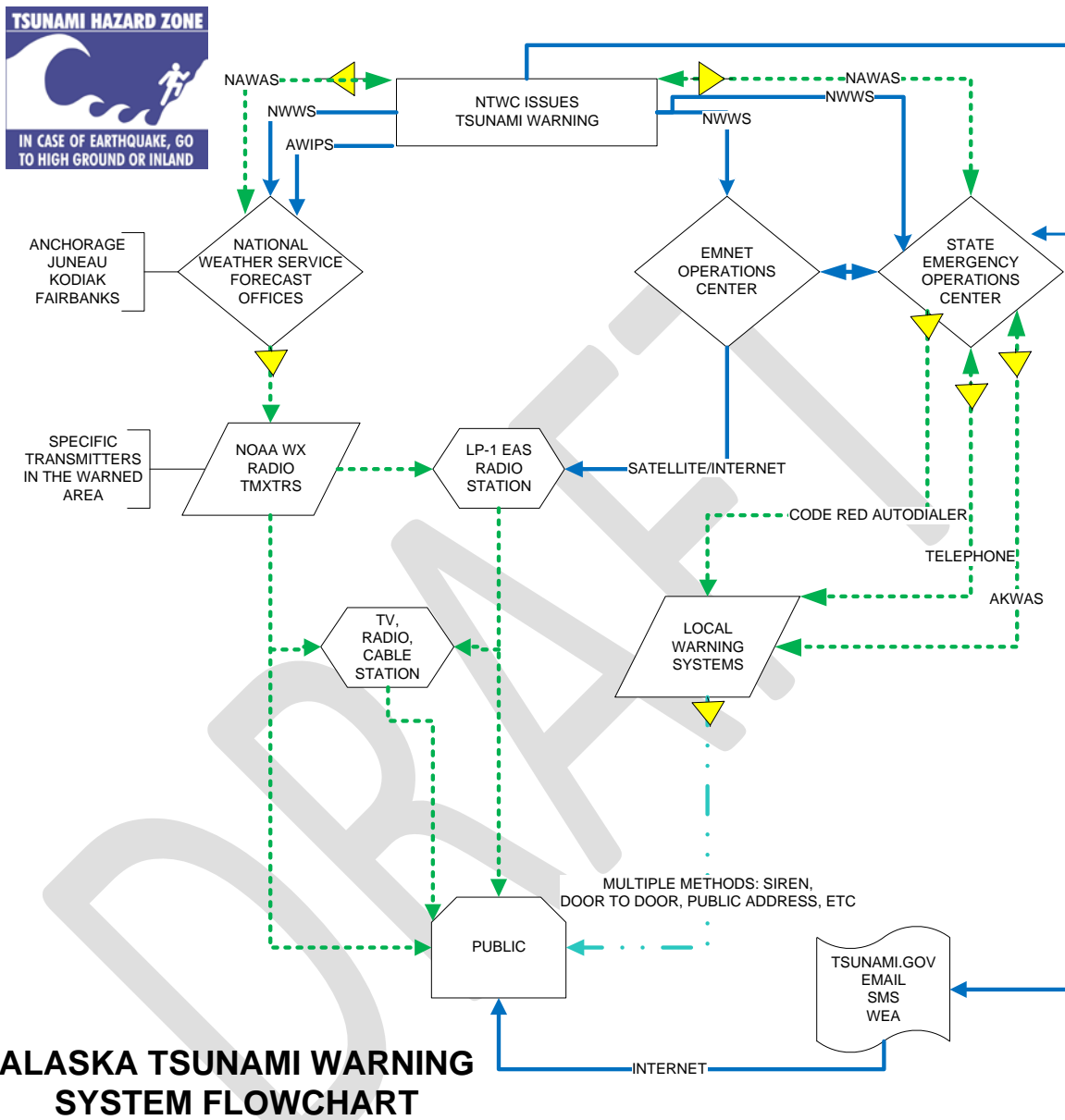
Rugged Island	Rugged Island	<a href="#">WNG526</a>	162.425	Anchorage, AK
Potato Point	Potato Point	<a href="#">WNG527</a>	162.425	Anchorage, AK
Bede Mountain	Bede Mountain	<a href="#">WNG528</a>	162.450	Anchorage, AK
Cape Gull	Cape Gull	<a href="#">WNG529</a>	162.500	Kodiak, AK (WSO)
East Point	Naked Island	<a href="#">WNG530</a>	162.500	Anchorage, AK
Pillar Mtn.	Pillar Mtn.	<a href="#">WNG531</a>	162.525	Anchorage, AK
Cape Hinchinbrook	Cape Hinchinbrook	<a href="#">WNG532</a>	162.525	Anchorage, AK
Bethel	Bethel	<a href="#">WNG675</a>	162.550	Anchorage, AK
Dillingham	Dillingham	<a href="#">WNG681</a>	162.500	Anchorage, AK
Sand Point	Sand Point	<a href="#">WNG714</a>	162.550	Anchorage, AK
Marmot Island	Marmot Island	<a href="#">WNG716</a>	162.500	Kodiak, AK (WSO)
Sitkinak Dome	Sitkinak Dome	<a href="#">WNG718</a>	162.450	Kodiak, AK (WSO)
Soldotna	Soldotna	<a href="#">WNG639</a>	162.475	Anchorage, AK
Homer	Diamond Ridge	<a href="#">WXJ24</a>	162.400	Anchorage, AK
Juneau	Juneau	<a href="#">WXJ25</a>	162.550	Juneau, AK
Ketchikan	Point Higgins	<a href="#">WXJ26</a>	162.550	Juneau, AK
Nome	Fort Davis	<a href="#">WXJ62</a>	162.550	Fairbanks, AK
Valdez	Valdez	<a href="#">WXJ63</a>	162.550	Anchorage, AK
Kodiak	Woman's Bay	<a href="#">WXJ78</a>	162.550	Kodiak, AK (WSO)
Cordova	Ski Hill	<a href="#">WXJ79</a>	162.400	Anchorage, AK
Sitka	Biorka Island	<a href="#">WXJ80</a>	162.550	Juneau, AK
Fairbanks	Ester Dome	<a href="#">WXJ81</a>	162.550	Fairbanks, AK
Wrangell	Wrangell	<a href="#">WXJ83</a>	162.400	Juneau, AK
Yakutat	Monti Bay	<a href="#">WXK69</a>	162.400	Juneau, AK
Unalaska	Dutch Harbor	<a href="#">WXK89</a>	162.550	Anchorage, AK
Haines	Haines	<a href="#">WXM97</a>	162.400	Juneau, AK



Table F2: NWR Locations



APPENDIX G: Tsunami Warning Dissemination



Notes:  
 1. Only the first WEPA 41 Product will be transmitted across EMnet and activate EAS.  
 2. Subsequent WEPA 41 Products will be sent through NWS Forecast Offices, NOAA Weather Radio, and NAWAS/ AKWAS

Figure G1: Tsunami Warning Dissemination



## I. Tsunami Warning System Description

The tsunami warning system in Alaska is comprised of a number of elements designed to alert the public and governmental organizations of the threat posed by significant coastal inundation, flooding, or wave action caused by a tsunamigenic event.

*Large earthquakes have the potential to generate local tsunamis. In the event of a locally-generated tsunami, the earthquake is your warning. **If you feel the ground shake for 20 seconds or more, and you find it difficult to stand, move inland or to higher ground as soon as possible.***

## II. Tsunami Warning Dissemination Systems

### A. National Tsunami Warning Center (NTWC)

The NTWC's mission is to provide accurate and timely tsunami bulletins to its area of responsibility (which includes Alaska). The center detects, locates, sizes, and analyzes earthquakes throughout the world. Earthquakes that activate the center's alarm system initiate an earthquake and tsunami investigation, including: sea level data analysis and tsunami forecasting; and information is disseminated to the appropriate emergency management officials. ***For purposes of this appendix to the State Emergency Alert System (EAS) Plan, only Tsunami Warning products are disseminated through the EAS. Tsunami Watches, Tsunami Advisories, and Tsunami Information Statements are not transmitted through EAS.*** Upon identification of an event that meets the criteria for a Tsunami Warning, the NTWC broadcasts Tsunami Warning product utilizing the World Meteorological Organization (WMO) header of WEPA41 PAAQ and NWS Advanced Weather Information Processing System (AWIPS) ID of TSUWCA. These products are simultaneously transmitted across the NOAA Weather Wire System (NWWS) and AWIPS. In addition, the NTWC communicates with the Alaska State Emergency Operations Center (SEOC) and NWS Forecast Offices in Anchorage, Juneau, and Fairbanks through the National Warning System (NAWAS). For more information visit;

<http://ntwc.arh.noaa.gov/operations/opsmanual.pdf>

### B. EMnet

EMnet is a satellite and internet-based warning dissemination system. EMnet monitors the NWWS feed, and upon receipt of an initial WEPA41 PAAQ message automatically converts the product into an EAS-formatted message and broadcasts an EAS Tsunami Warning (TSW) product to each State Relay Network (SRN) station and Local Primary - 1 (LP-1) station located within the warned area. LP-1 stations that serve primarily coastal southern Alaska receive the TSW from an EMnet satellite receiver and terminal, and forward that information to an EAS encoder/decoder at the station. Each EMnet terminal in Alaska is configured to automatically activate that stations' encoder, with no delay. **Only the initial WEPA41 PAAQ message will be transmitted via EMnet. Subsequent updates to the original warning product will be transmitted across**



**NOAA All Hazards Weather Radio, NAWAS/AKWAS, internet, RSS, email, text, and other systems.**

*C. NOAA Weather Radio All Hazards (NWR)*

NWR is a nationwide network of radio stations broadcasting continuous weather information direct from a nearby NWS Office. Refer to Appendix F for a map and table of NWR transmitter locations in Alaska. Upon receipt of the WEPA41 PAAQ/TSUWCA from AWIPS, the appropriate forecast office creates a SAME-formatted tsunami product in the NWS Console Replacement System (CRS), selects the appropriate transmitters in the warned area, and broadcasts the warning. (The only exception is for NWR transmitters controlled by the Kodiak NWS Service Office. In Kodiak, the AWIPS product is manually converted and recorded in a legacy NWR system). In addition to specific NWR transmitters, the TSW is also broadcast on U.S. Coast Guard VHF high-sites in the warned area. Agencies and individuals who have purchased commercial NWR receivers and have configured them for TSWs will be alerted automatically through this system. Separate from the NWR and USCG High Sites the US Coast Guard rebroadcasts the warning information on VHF Marine Channel 16.

*D. Emergency Alert System (EAS)*

The Emergency Alert System (EAS) is comprised of participating broadcast radio and television stations, cable system operators, and certain wireline video providers. EAS is a “daisy-chain” system, in which downstream stations receive warnings that are retransmitted from other broadcast TV, radio, and cable systems. In Alaska, TSWs are received by the State Primary (SP), SRN stations, and LP-1s through EMnet and/or NWR. The rest of Alaska’s EAS participants receive the TSW from the SP, SRN station, LP-1, or NWR transmitter in their area. Participating stations in coastal areas therefore have redundant methods of receiving the initial WEPA41 PAAQ. Subsequent updates to the initial WEPA41 PAAQ/TSW will be transmitted to EAS stations via NWR. In the event that the WEPA41 PAAQ/TSW message cannot be transmitted or received through NWS/EMnet or AWIPS/NWR, the remaining State Origination Points (State EOC, AST Fairbanks Dispatch Center, or City of Wasilla Police Department MatCom dispatch center) can activate EAS through either EMnet or through legacy EAS equipment and a telephone or UHF radio link to the SP station; refer to Appendix E, Alaska State Relay Network, for a visual depiction of the legacy EAS architecture.

*E. National Warning System (NAWAS) / Alaska Warning System (AKWAS)*

NAWAS is a four-wire, terrestrial ring down voice telephone system used to convey warnings from the federal government to state and federal warning points. During tsunami warning events, NTWC contacts the FEMA Alternate Operations Center, who in turn connects NTWC directly with all state and federal warning points along the West Coast of the United States, including Alaska, and the Province of British Columbia, Canada. This “party line” is used to verbally relay the information contained in the NTWC WEPA41 PAAQ product. In turn, AKWAS is the State of Alaska system, which connects the state warning point (Alaska State EOC during business hours or MatCom after hours) to 26 local warning points throughout Alaska. For tsunami warnings, the WEPA41 PAAQ message is verbally relayed to local warning points along the coast.





#### F. *Internet, RSS, Email, Text, and Other Systems*

There are numerous government and commercial internet-based services that provide for tsunami warning products to be received directly by the general public. This includes the NOAA Tsunami Warning System website at <http://tsunami.gov>, RSS and ATOM feeds from <http://alerts.weather.gov>, email list servers, and cell phone Short Message Service (SMS) text messaging. While these systems provide a robust means to transmit warnings directly to the public, it should be noted that the officially recognized methods for tsunami products to be received are through NAWAS/AKWAS, NWWS, NWR, and the NOAA Tsunami Warning System website.

#### G. *State EOC CodeRED Emergency Communications Network*

The State EOC utilizes the CodeRED system to provide telephone, email, and SMS text notifications to all locally-designated tsunami warning points of contact. The system must be initiated manually either by the SEOC warning point staff or on-call duty officer. Once initiated, the system simultaneously contacts all registered points of contact via any or all of the methods listed above, and provides the State EOC with dynamic reports about successful contacts. This system is initiated upon receipt of the tsunami warning from the NTWC, and is always followed up by direct person-to-person telephonic contact with communities in the warned area.

#### H. *Local Warning Systems*

Local warning systems vary greatly throughout coastal Alaska. Methods for local warning include siren systems (tone and voice-capable), public address systems, reverse-911 or auto-dialer systems, local radio and television broadcasts, and in some cases door-to-door notifications. Local warning methods are key to an effective tsunami warning system in Alaska; it is through local warning systems that residents and visitors are directed to shelter in place or evacuate, and where “all-clear” or “safe to return” messages are transmitted. **Mandatory or precautionary evacuations are only directed locally.** Some communities in Alaska (i.e. Kenai Peninsula Borough) have configured their audible and voice siren systems to activate automatically upon receipt of a Specific Area Message Encoded (SAME) formatted message broadcast over local NWR transmitters.

### III. **Tsunami Warning System Tests**

#### A. *Daily NWWS Test (NTXX98)*

NTWC issues an electronic test message utilizing the WMO header NTXX98 multiple times each day. The purpose of this test is to ensure that messages are being transmitted correctly through the NTWC NWWS and NWS Telecommunications Gateway infrastructure. This message can be monitored by all users who have a direct NWWS downlink.

#### B. *EAS and NWR Required Weekly Tests*

State Origination Points, all Participating National EAS stations and systems, and the NWS NWR system are required to transmit a Required Weekly Test (RWT) product from their EAS equipment or NWR. The purpose of this test is to ensure that all



participants in EAS are able to successfully receive an EAS product from the sources they monitor. Please see section VII. Required Emergency Alert Systems tests for more information. RWTs are logged only by receiving participants, and not rebroadcast over the air.

*C. Monthly*

1. A Required Monthly Test (RMT) is transmitted on the Wednesday of the first full week of each month. The RMT is transmitted by one of the State Origination Points (on a rotating basis), and is required to be rebroadcast by all EAS participants within 60 minutes of reception. This test is carried on the air, and is heard and seen by the general public.
2. The NTWC conducts a monthly dissemination exercise for the west coast of the United States and Canada. The exercises transmits the WEPA41, WEAK51, and TSUWCA products across all NTWC systems, including NADIN/DAWN Service B, AWIPS, NWS, VHF Radio, NAWAS, and telephone call-out. This exercise ensures that all warning points in the west coast system are able to receive and acknowledge receipt of the WEPA41/WEAK51/TSUWCA products.

*D. Annual "Live Code" TSW Exercise*

Once a year the tsunami warning system exercises the use of a "live code," end to end test; the primary objective of the exercise is to ensure that the WEPA41 PAAQ product can be successfully converted to an EAS TSW event code, and rebroadcast successfully by the Alaska State Relay Network. This includes ensuring all systems and devices throughout the system, from NTWC to the legacy EAS encoder/decoder or intermediary device at the station/cable system level is properly configured to automatically rebroadcast the TSW event. The test is conducted to coincide with Alaska Tsunami Preparedness week and is regularly scheduled the week of March 26 each calendar year. The secondary objectives during the test include activating all Statewide dissemination systems. Additionally, many local jurisdictions take the opportunity to test local warning systems, conduct earthquake and tsunami preparedness events, and to exercise local tsunami evacuation plans.

**APPENDIX H: Local EAS Plan Template**

***EMERGENCY ALERT SYSTEM (EAS)  
PROCEDURES FOR THE (insert city here) EAS LOCAL AREA***

***INCLUDES THE FOLLOWING BOROUGHES AND TOWNS***

Insert picture here

Insert picture here (as needed)

Insert picture here (as needed)

Insert picture here (as needed)

**I. INTRODUCTION**

This Emergency Alert System (EAS) Local Area Plan was developed by the \_\_\_\_\_ Local Area Emergency Communications Committee in cooperation with local broadcast and cable operators. The plan outlines the methods used to disseminate emergency information and warning to the general public in the \_\_\_\_\_ EAS Local Area or any portion thereof, within the broadcast coverage and cable system service areas, at the request of local, State and Federal officials. This local EAS plan may be activated in response to common local emergency situations such as power outages, floods, civil



disorders, earthquakes, heavy snows, toxic chemical leaks or any occurrence which poses a danger to life or property.

Acceptance of/or participation in this plan shall not be deemed as a relinquishment of program control, and shall not be deemed to prohibit a broadcast licensee or cable operator from exercising his independent discretion and responsibility in any given situation. Broadcast stations and cable systems originating emergency communications shall be deemed to have conferred rebroadcast authority. The concept of management of each broadcast station and cable system to exercise discretion regarding the transmission of emergency information and instructions to the general public is provided by the FCC Rules and Regulations.

## II. AUTHORITY

Title 47 U.S.C. 151, 154 (i) and (o), 303 (r), 524(g) and 606; and 47 C.F.R. Part 11, FCC Rules and Regulations, Emergency Alert System (EAS)

## III. KEY EAS SOURCES

### A. Local Primary Source (LP-1)

Location	
EAS Codes in Encoder/Decoder	
EAS Monitoring Assignments	
Contact	
Telephone	
Unlisted Telephone	
Hours of Operation	
Communications Facilities	

**B. Local Primary Source (LP-2)**

Location	
EAS Codes in Encoder/Decoder	
EAS Monitoring Assignments	
Contact	
Telephone	
Unlisted Telephone	
Hours of Operation	
Communications Facilities	

**IV. AUTHENTICATION (See ANNEX B)**

The following two steps should be performed, in order, when an EAS alert or test is first received in order to determine the legitimacy of the alert.

**A. Test and Emergency Code Words**

Authenticate the alert or test by comparing the preset code word to the authentication word in the EAS alert.

Testing Code Word (if used)	
Actual Emergency Code Word	

**B. Return Telephone Call**

Return telephone call to appropriate number (listed in Annex A).

Note: National Weather Service (NWS) warnings received via NOAA Weather Radio, NOAA Weather Wire or AP, Reuters and UPI wire services do not need additional authentication.

**V. IMPLEMENTATION**

The following procedures should be used to implement EAS alerts.

**A. Procedures for Designated Officials**



### 1. *Activation Request*

Request activation of the EAS facilities through the LP-1 (or LP-2 if the LP-1 cannot be contacted) via phone or other available communications facilities.

Note: When "severe weather" warnings are issued by the NWS, the NWS can notify the LP-1 directly.

### 2. *Contact Format*

Designated officials use the following format when contacting the key EAS sources:

"This is (Name/Title) of (Organization). I request that the Emergency Alert System be activated for the Local Area because of (Description of emergency)."

Use Authentication as noted in paragraph IV above.

### 3. *Details of Transmission*

Upon authentication, designated officials, EAS source personnel determine transmission details (i.e., live or recorded, immediate or delayed). Officials should provide emergency program material including a description of the emergency, actions being taken by local government, and instructions to the public.

### 4. *Lines of Communication*

Keep line of communication open if necessary.

### 5. *Specific Area Activation*

For a unique emergency not involving the entire local area, local authorities may request activation of the EAS through the broadcast station and cable system serving only the affected area.

## **B. *Procedures for Broadcast and Cable System Personnel***

### 1. *LP-1 Response to EAS Alert*

Upon receipt of a request to activate the local EAS from appropriate authority (verify authenticity via method described in IV above), the LP-1 (or alternate LP-2) may proceed as follows:

#### a. ANNOUNCEMENT

Broadcast the following announcement:

"WE INTERRUPT THIS PROGRAM BECAUSE OF A LOCAL EMERGENCY. IMPORTANT INFORMATION WILL FOLLOW."



## b. TRANSMISSION OF EAS CODES

Transmit the EAS header codes and Attention Signal.

## c. ANNOUNCEMENT

Transmit the following announcement and material:

"WE INTERRUPT THIS PROGRAM TO ACTIVATE THE EMERGENCY ALERT SYSTEM FOR THE \_\_\_\_\_ LOCAL AREA BECAUSE OF A LOCAL EMERGENCY. IMPORTANT INSTRUCTIONS WILL FOLLOW."

\*\*\* Follow with emergency program \*\*\*

## d. TERMINATION

To terminate the EAS message (immediately or later), make the following announcement:

"THIS CONCLUDES EAS PROGRAMMING. ALL BROADCAST STATIONS AND CABLE SYSTEMS MAY NOW RESUME NORMAL OPERATIONS."

## e. END-OF-MESSAGE CODE

Transmit the EAS End of Message (EOM) code.

Important Note: For State and local emergencies, broadcasters and cable operators have the option of transmitting only the EAS header and EOM codes without an audio emergency message. This is acceptable so that EAS coded messages can be unobtrusively relayed through areas unaffected by the emergency.

## 2. *Procedures for Monitoring Stations and Cable Systems*

All other broadcast stations and cable systems are monitoring key sources via EAS monitor receiver/decoders and will be alerted by the header codes and attention signal. Each station and cable system upon receipt of the signal will, at the discretion of management, perform the same procedures as in step 1 above by transmitting the emergency message from the LP-1 or LP-2.

## 3. *Responsibility to Provide Confirmed Information*

To avoid unnecessary escalation of public confusion, all stations and cable systems must be cautious in providing news and information pertaining to the emergency. All messages must be based on definite and confirmed facts. The public must not be left to decide what is or is not fact.



**4. *Resume Normal Programming***

Upon completion of the above transmission procedures, resume normal programming. Appropriate notations should be made in the station and cable system records. A very brief summary may be sent to the FCC for information purposes only.

**VI. TESTS**

Tests of these EAS procedures shall be conducted on a random or scheduled basis from a point which would originate the common emergency message.

**VII. ANNEXES**

- ANNEX A List of designated officials and phone numbers
- ANNEX B Authentication procedures
- ANNEX C Approvals
- ANNEX D List of EAS codes transmitted by key EAS sources
- ANNEX E List of broadcast stations and cable systems



ANNEX A

Designated Officials for the \_\_\_\_\_ EAS Plan




ANNEX B

AUTHENTICATION PROCEDURES

DRAFT



## ANNEX C

This \_\_\_\_\_ EAS Local Area plan was developed and approved by the  
\_\_\_\_\_ EAS Local Emergency Communications Committee.

The plan is coordinated with and distributed to all designated officials listed in Annex A and all broadcast stations and cable systems listed in Annex E.

\_\_\_\_\_  
Broadcast EAS Local Area Chair      Date

\_\_\_\_\_  
Cable EAS Local Area Chair      Date

\_\_\_\_\_  
National Weather Service      Date

\_\_\_\_\_  
Local Government Official      Date







**APPENDIX I: AMBER and SILVER Alert System Plans****State of Alaska “AMBER Alert” Plan – 2016 Revision**

AMBER: Abducted Minors Broadcast Emergency Response

The Alaska AMBER Alert Plan is a voluntary partnership between law enforcement agencies and broadcasters to alert the public when a child has been abducted and is believed to be in serious danger. Under the AMBER Alert plan, area radio and television stations will interrupt programming to broadcast information about the abducted child, suspect, and suspect vehicle, using the Emergency Alert System (EAS). This program is designed to gain public participation and support in passing on investigative leads to secure a rapid and safe return of the abducted child; the program will exert pressure on the abductor to release the child due to media and public attention.

This plan has been developed through the cooperative efforts of the Alaska State Troopers, Alaska Division of Homeland Security and Emergency Management, Alaska Department of Transportation and Public Facilities, and the Alaska Broadcasters Association.

Working together, we can make the Alaska AMBER Alert Program an effective tool in recovering abducted children and deterring possible abductions.



**Table of Contents:**

Introduction	50
Activation Criteria	52
Program Requirements	52
Roles and Responsibilities	53
Activation Procedures	55
Review Process	57
Media Guidelines and Information	57
Appendices:	
Appendix 1 – AMBER Alert Criteria Checklist	59
Appendix 2 – Sample EAS Message	61
Appendix 3 – AMBER Alert Request Form	65
Appendix 4 – AMBER Alert Station Activation Procedures	65
Appendix 5 – Definitions, Acronyms, Contact Numbers	67
Appendix 6 – AMBER Activation Request	68



## ACTIVATION CRITERIA

AMBER Alerts will not be activated for every child abduction and will be issued only when specific requirements are met. Requests for activation of the Alaska AMBER Alert system will be evaluated based on the following criteria:

- ◆ The abduction involves a child or children under 18 years of age, or someone with a known mental or physical disability; and,
- ◆ Local law enforcement is reasonably certain that an abduction has occurred and the victim is believed to be in imminent danger of serious bodily harm or death;
- ◆ Enough descriptive information is available about: the victim; the suspect; and/or the suspect's vehicle to assist with the safe recovery of the victim and/or the apprehension of the suspect; and,
- ◆ Information on the abduction has been entered into the National Crime Information Center (NCIC), Alaska Public Safety Information Network (APSIN) and flagged as a Child Abduction (CA) or AMBER Alert (AA).

***\*\*NOTE: AMBER Alerts are not to be used for Runaway or Family Abductions, unless investigation determines all criteria for an AMBER Alert is met.***

## PROGRAM REQUIREMENTS

- A coordinated effort by Local, State and Federal Agencies, private sector agencies, and Alaska broadcasters is required to evaluate, activate and disseminate Statewide AMBER Alerts.
- AMBER Alerts can only be implemented through state and local law enforcement agencies, ***not through citizen activations***. Citizens requesting activation must contact their local law enforcement agencies or the Alaska State Troopers.
- Use of the system is restricted to abductions where the child is believed to be in danger.
- Members of the Alaska Broadcasters Association will voluntarily interrupt their regular programming to broadcast periodic AMBER Alerts.
- Local law enforcement will provide the initial response in any reported child abduction; state and federal investigative assistance is intended as a supplement to, and not a substitute for, local response.
- Local law enforcement agencies will enroll in the program at one of two levels; the level of participation will depend on the resources of the law enforcement agency.





**Level One:**

- A Level One agency will have the independent authority to activate an AMBER Alert through the Alaska State Troopers/Fairbanks Dispatch Center (AST/FDC).
- The Level One agency's dispatch center will be responsible for taking all calls received directly from the public or forwarded to them through the AST/FDC, which will receive, log, and forward all calls received either on 9-1-1 or the 1-866-AKAMBER hotline.
- The Level One agency will be responsible for all media releases and contacts with the media. AST will coordinate notifications to other participating agencies.
- The Level One agency will be the primary investigative agency in the case.

**Level Two:**

- A Level Two agency will coordinate with the Alaska State Troopers to initiate the activation of an AMBER Alert through the AST/FDC.
- The AST/FDC will receive, log, and forward all calls received either on 9-1-1 or on the 1-866-AKAMBER hotline to the requesting law enforcement agency.
- The AST/FDC will disseminate information to the media and other participating agencies. Media calls regarding the AMBER Alert will be handled by the AST Public Information Officer (PIO), while media calls regarding the investigation will be handled by the lead investigative agency.
- The Level Two agency will be the primary investigative agency in the case unless assistance from the Alaska State Troopers has been requested.

***All law enforcement agencies Statewide must be prepared to receive calls whenever and wherever an AMBER Alert is activated. Calls should be logged and forwarded to the appropriate investigating agency, Trooper Post, or Officer in Charge (OIC).***

**ROLES AND RESPONSIBILITIES****Law Enforcement Agency with Jurisdiction:**

- Verifies reported missing person meets AMBER Alert activation criteria
- Enters missing person into the National Crime Information Center (NCIC) and Alaska Public Safety Information Network (APSIN) and flagged as a Child Abduction (CA) or AMBER Alert (AA)
- Initiates AMBER Alert through contact with AST Fairbanks Dispatch Center (AST/FDC)

**Alaska State Troopers/Fairbanks Dispatch Center (AST/FDC):**

- Serves as the initial contact for requesting law enforcement agency to activate an alert
- Activates Emergency Alert System (EAS)
- Posts Alert to Alaska AMBER Alert Webpage
- Sends Alert to Alaska AMBER Alert Media Advisory list
- Sends Alert to Alaska AMBER Alert public notification list
- Notifies Division of Homeland Security and Emergency Management (DHSE&M) State Emergency Operations Center (SEOC) and Alaska Department of Transportation and Public Facilities (DOT/PF)
- Notifies bordering Local, State, Federal and Canadian Law Enforcement and/or Customs
- Posts and maintains AMBER Alert information on Statewide 5-1-1 phone system and website
- Provides a 24-hour dispatch center for call taking and routing of information
- Coordinates involvement of the State Crime Detection Laboratory
- Coordinates with SEOC to verify EAS activation and AMBER Alert dissemination to media
- Coordinates with AST PIO for distribution of AMBER Alert on social media

#### Alaska State Troopers AMBER Alert Coordinator

- Coordinates with DHS&EM for after action reviews of Statewide AMBER Alerts
- Coordinates with participating agencies for a periodic review of the AMBER Alert Plan
- Maintains a Media Advisory List
- Maintains Alaska AMBER Alert public notification list and website

#### State of Alaska Division of Homeland Security and Emergency management (DHS&EM) State Emergency Operations Center (SEOC):

- Maintains Statewide EAS System
- Serves as back-up to AST/FDC as EAS originator for AMBER Alerts
- Posts AMBER Alerts on DHS&EM website and DHS&EM social media
- Assists AST/FDC with notification of participating agencies and media as needed
- Coordinates with AST AMBER Alert Coordinator for After Action Reviews of Statewide AMBER Alerts
- Coordinates with AST AMBER Alert Coordinator for periodic review of the AMBER Alert Plan
- Provides administrative support in developing, implementing and maintaining the AMBER Alert plan

#### State of Alaska Department of Transportation and Public Facilities (DOT/PF):

- Receives and disseminates AMBER Alert information to all facilities under DOT/PF jurisdiction including airports, ferry terminals
- Notifies all DOT/PF maintenance crews via state radio system of AMBER Alert



- Assists with activation and posting of AMBER Alert on highway dynamic messaging signs directing motorists to call the 5-1-1 number for AMBER Alert information

## ACTIVATION PROCEDURES

Following are procedures for activation of the Alaska AMBER Alert system:

### Local Response/Initial Evaluation of Incident:

When a law enforcement agency receives a report that an abduction has taken place which they believe meets the AMBER Alert criteria, the incident will be evaluated based upon the AMBER Alert Criteria. (See Appendix 1 – AMBER Alert Criteria Checklist)

### State Notification:

If the law enforcement agency's chain of command believes an AMBER Alert is warranted, they will:

- Enter the incident information into NCIC and APSIN
- Contact the Alaska State Troopers/Fairbanks Dispatch Center (AST/FDC)
- Fax or email a completed copy of the AMBER Alert Request form (Appendix 3) to the AST/FDC requesting an activation of the AMBER Alert system.

### State Evaluation of Request:

With a request from Level One agencies:

- AST/FDC will proceed to AMBER Alert Activation

With a request from Level Two agencies:

- The request will be evaluated by the AST/FDC Supervisor, D Detachment Commander, or On-Call SAR Coordinator against the AMBER Alert criteria prior to alert activation (See Appendix 1 – AMBER Alert Criteria Checklist).
- If the request meets the criteria, AST/FDC will proceed with AMBER Alert Activation.
- If the request does not meet the criteria, AST/FDC Supervisor, D Detachment Commander, or On-Call SAR Coordinator will refer the request back to the requesting law enforcement agency's chain of command for further investigation.

Following a Level One agency request for activation, or if an activation is authorized, immediate notification and briefing will be provided to the Alaska Bureau of Investigation, the Alaska State Troopers Division Command Staff, and the DPS Public Information Office.



**AMBER Alert Activation:**

## a) Emergency Alert System (EAS)

AST/FDC will activate EAS using the EMnet system. If AST/FDC is unable to activate EAS, SEOC will activate EAS.

- Alerts will be broadcast every 30 minutes during the first two hours of activation and then once an hour for the next three hours unless a cancelation is received from the originating law enforcement agency.
- EAS Broadcasts will stop after five hours.

## b) AMBER Alert Website Activation

AST/FDC will post the Alert on the Statewide AMBER Alert website at <http://AMBERAlert.alaska.gov>. Activating an alert on the website immediately triggers the AMBER Alert Secondary Notification System which sends an email to everyone on the bulk email list. The AMBER Alert Website Activation will include:

- Description of the child (name, race, age, physical attributes, clothing worn)
- Where the abduction took place
- Where the child was last seen
- Suspect description
- Suspect vehicle description
- Phone number for the public to call with information
- A photograph of the child and suspect, if available

**Routing of Calls from the Public:**

a) 1-866 AKAMBER (252-6237) number, and 9-1-1, will be used for each activation.

b) 1-866-AKAMBER rings directly into the AST/FDC. Local law enforcement agencies will also receive calls through local 9-1-1 exchanges. ***Any call received by the AST/FDC, or other agency, will be forwarded to the appropriate agency:***

- After recording the caller's name and call-back number; and/or
- The information is taken and recorded on a 'leads sheet' and then forwarded.
- Calls/information will be forwarded to the originating/investigating law enforcement agency.

**Cancellation of an AMBER Alert:**

- a) The originating law enforcement agency will contact AST/FDC when the AMBER Alert is canceled.
- b) AST/FDC will cancel the alert by:
  - Sending an EAS cancellation if the cancellation is received within five hours of the initial EAS activation. If no cancellation is received or the cancellation is received more than five hours after the initial EAS activation, no EAS cancellation will be sent. EAS broadcasts will stop five hours after activation.
  - Updating a cancellation on the Alaska Statewide AMBER Alert website at <http://AMBERAlert.alaska.gov>. Canceling an alert on the website immediately triggers the AMBER Alert Secondary Notification System which sends an email to everyone on the bulk email list notifying them of the cancellation.
  - Notifying participating agencies of cancellation.

## REVIEW PROCESS

### After Action Review (AAR):

Following each AMBER Alert activation, the Alaska AMBER Alert Coordinator will convene an AAR with participating agencies to review the Alert and opportunities for improvement of the process or plan. The AAR may be conducted by teleconference.

### Periodic Plan Review:

Every three years, the Alaska AMBER Alert Coordinator will convene a panel of participating agencies to review the Alaska AMBER Alert plan in an effort to update and refine the plan.

## MEDIA GUIDELINES AND INFORMATION

Voluntary participation in the AMBER Alert program by Alaska's Media, with prompt broadcast and distribution of AMBER Alerts, is crucial to successfully locating missing children.

1. AMBER Alerts will be initiated according to the procedures and criteria in the Alaska AMBER Alert Plan, following evaluation by law enforcement. If an AMBER Alert is authorized, the initial Alert will be issued over EAS using EMnet.
2. EAS stations should have the alert on the air within 15 minutes.
3. AMBER Alerts will be broadcast every 30 minutes during the first two hours of activation and then once an hour for the next three hours unless a cancellation is received from the originating law enforcement agency. EAS Broadcasts will stop after five hours. An EAS cancellation will be sent if the cancellation is received within five hours of the initial EAS activation. If no



cancelation is received or the cancelation is received more than five hours after the initial EAS activation, no EAS cancelation will be sent. Cancelations after five hours will be distributed through a Department of Public Safety press release. If the Alert is not canceled, stations may elect to continue providing the Alert information through special reports, station initiated crawlers, news reports or announcements.

4. Media will be advised of alerts and cancelations through email to the Alaska AMBER Alert Media Advisory list.
5. Media are encouraged to use their websites, social media, email, text messaging, and other public information services to distribute the alert to the widest possible Statewide audience.
6. During an alert, the State AMBER Alert Website (<http://AMBERAlert.alaska.gov>) will have the alert information and any available photographs. The website will be updated as new information is received or with a cancelation notice.



**Appendix 1: AMBER Alert Criteria Checklist****(Law Enforcement/Dispatch Use Only)**

1. Is the kidnapping one in which the child victim is under 18 years of age?

IF YES, move to question #5

IF NO, answer question #2

2. Is the kidnapping one in which the child victim has a proven mental or physical disability?

IF YES, move to question #5

IF NO, answer question #3

3. Was the child kidnapping witnessed by anyone?

IF YES, move to question #5

IF NO, answer question #4

4. Did the child kidnapping involve acts of violence?

IF YES, move to question #6

IF NO, DO NOT ACTIVATE THE AMBER ALERT.

5. Did you believe the child to be in danger of serious bodily harm or death?

IF YES, move to question #6

IF NO, DO NOT ACTIVATE THE AMBER ALERT.

6. Did you have enough descriptive information on the victim, suspect or suspect vehicle to assist in the location of the victim?\*



- IF YES, ACTIVATE THE AMBER ALERT  
 IF NO, DO NOT ACTIVATE THE AMBER ALERT.

\* To meet AMBER criteria, the alert must contain a description of the child and details of the abduction. Law enforcement agencies should not activate the AMBER Alert if there is insufficient information to send out.





**Appendix 2: Sample EAS Alert Message**Announcer:

The Alaska Department of Public Safety and the Alaska Division of Homeland Security and Emergency Management are activating this ALASKA AMBER ALERT.

We have just received this important announcement regarding an abducted child in (City).

The (Law enforcement agency) is asking the public's assistance in locating (Child's name) a (Child's description including race, sex, age, height, weight, hair, eyes). Child was last seen (Location) and is believed to be in DANGER. Child was last seen wearing (Clothing description). Authorities believe the child was likely abducted by (Suspect description, including all available information) and may be traveling in a (Vehicle description).

For more information on this ALASKA AMBER ALERT please call 5-1-1 or go to our website at [AMBERalert.alaska.gov](http://AMBERalert.alaska.gov).

Anyone with any information regarding this abduction is asked to call 9-1-1 or the AMBER Alert Hotline at 1-866-AKAMBER that's 1-866-252-6237.



**Appendix 3: Alaska AMBER Alert Request Form**

Alaska State Troopers Fairbanks Dispatch  
Phone: 907-451-5100  
Fax: 907-451-3002  
Email: dispatch.fairbanks@alaska.gov

**Section I – ID/Time/Location**

Full Name of Abducted Child: *(if more than one child abducted, complete one form for each)*

\_\_\_\_\_

City/Community Where Child Was Last Seen: \_\_\_\_\_

\_\_\_\_\_

Day/Date of Abduction: \_\_\_\_\_

Time of Abduction: \_\_\_\_\_

Exact Address/Location of Abduction: \_\_\_\_\_

\_\_\_\_\_

If possible, Name & DOB of Suspect(s): \_\_\_\_\_

\_\_\_\_\_

\_\_\_\_\_

Description of Suspect(s): \_\_\_\_\_

\_\_\_\_\_

\_\_\_\_\_

Description of Suspect Vehicle: \_\_\_\_\_

\_\_\_\_\_

Known Landmarks At or Near Abduction Location: \_\_\_\_\_

\_\_\_\_\_

\_\_\_\_\_



Last Known Direction of Travel (include Hwy# and/or Street Name): \_\_\_\_\_  
\_\_\_\_\_  
\_\_\_\_\_

**Section II – Threat of Imminent Danger**

Is the Abducted Child believed to be in Imminent Danger?: \_\_\_\_\_  
\_\_\_\_\_

Is this a Parental Abduction?: \_\_\_\_\_

If yes, what evidence exists to indicate the parent would cause serious injury or death to the child?:

\_\_\_\_\_

What evidence exists of the child’s abduction?: \_\_\_\_\_

\_\_\_\_\_

\_\_\_\_\_

**Section III – Child’s Personal Information & Description**

\*\*Is Current Digital Photo of Child Attached?: \_\_\_\_\_

If so, when was it taken?: \_\_\_\_\_

Race/Ethnicity of Child: \_\_\_\_\_

Sex of Child: \_\_\_\_\_

Color & Style of Hair: \_\_\_\_\_

Child’s DOB: \_\_\_\_\_

Complexion: \_\_\_\_\_

Height & Weight: \_\_\_\_\_



Description of Clothing Child Last Seen Wearing, Including any personal Items in Child's Possession: \_\_\_\_\_

\_\_\_\_\_

\_\_\_\_\_

\_\_\_\_\_

Circumstances surrounding abduction & any pertinent information: \_\_\_\_\_

\_\_\_\_\_

\_\_\_\_\_

\_\_\_\_\_

**Section IV – Supplemental**

Name of Law Enforcement Agency Making AMBER Alert Activation

Request: \_\_\_\_\_

Name/Rank of Authorizing Officer at Law Enforcement

Agency: \_\_\_\_\_

Signature of Above Officer: \_\_\_\_\_

24/7 Phone Number for Contact: \_\_\_\_\_

Names & Cell Phone #'s of Case Investigators (*for AST purposes only*)

\_\_\_\_\_

\_\_\_\_\_

**Submit Completed Form To: *Follow-up with phone call to insure receipt.***

Alaska State Troopers Fairbanks Dispatch

Phone: 907-451-5100

Fax: 907-451-3002

Email: dispatch.fairbanks@alaska.gov



**Appendix 4: AMBER Alert Station Activation Procedures**

*Please post at transmitter control point for Operators and distribute to news departments and on-air personnel.*

**Step 1** The Alaska State Troopers/Fairbanks Dispatch Center (AST/FDC) determines that a child abduction has occurred that fits the criteria for an AMBER Alert. They, backed up by the State Emergency Operations Center (SEOC), are the only authorized state agency to activate an EAS AMBER Alert. Citizens cannot activate an AMBER Alert, citizens requesting activation must contact their local law enforcement agencies or the Alaska State Troopers.

**Step 2** The AST/FDC activates the EAS System, using EMnet (Child Abduction Emergency “CAE” code). The message will be disseminated Statewide according to the Alaska EAS State Plan.

**Step 3** The AST/FDC then posts the AMBER Alert on the Statewide AMBER Alert website at [www.AMBERalert.alaska.gov](http://www.AMBERalert.alaska.gov). This immediately triggers the AMBER Alert Secondary Notification System, which sends an email to all stations and staff registered on the bulk email list. This will include:

1. Description of the child (name, race, age, physical attributes, clothing worn)
2. Where the abduction took place
3. Suspect description
4. Suspect vehicle description
5. Phone number for the public to call with information
6. Photograph of the child and suspect, if available

This information and any updates will also be posted on the Alaska AMBER Alert website.

**Step 4** Station transmits AMBER Alert to the public within your service area. The recommended timeframe is 15 minutes from receiving initial information to on air broadcast.

**Step 5** Station shall then broadcast the information:

1. Alerts will be broadcast every 30 minutes during the first two hours of activation and then once an hour for the next three hours unless a cancellation is received.
2. EAS Broadcasts will stop after five hours.
3. An EAS cancellation will be sent if the cancellation is received within five hours of the initial EAS activation.
4. If no cancellation is received or the cancellation is received more than five hours after the initial EAS activation, no EAS cancellation will be sent.
5. Cancellation will be posted on the Alaska Statewide AMBER Alert website at <http://AMBERalert.alaska.gov>. Canceling an alert on the website immediately triggers



the AMBER Alert Secondary Notification System which sends an email to everyone on the bulk email list notifying them of the cancellation.

**Step 6** Station will notify listeners and viewers of the AMBER Alert cancellation.

### **AMBER ALERT ACTIVATION CRITERIA**

AMBER Alerts will not be issued for every child abduction. They are issued only when specific requirements are met. Requests for activation of the Alaska AMBER Alert system will be evaluated by law enforcement based on the following criteria:

- The abduction involves a child or children under 18 years of age, or someone with a known mental or physical disability; and,
- Local law enforcement is reasonably certain that an abduction has occurred and the victim is believed to be in imminent danger of serious bodily harm or death;
- Enough descriptive information is available about: the victim; the suspect; and/or the suspect's vehicle to assist with the safe recovery of the victim and/or the apprehension of the suspect; and,
- Information on the abduction has been entered into the National Crime Information Center (NCIC), Alaska Public Safety Information Network (APSIN) and flagged as a Child Abduction (CA) or AMBER Alert (AA).

***\*\*NOTE: AMBER Alerts are not to be used for Runaway or Family Abductions, unless investigation determines that the AMBER Alert criteria is met.***

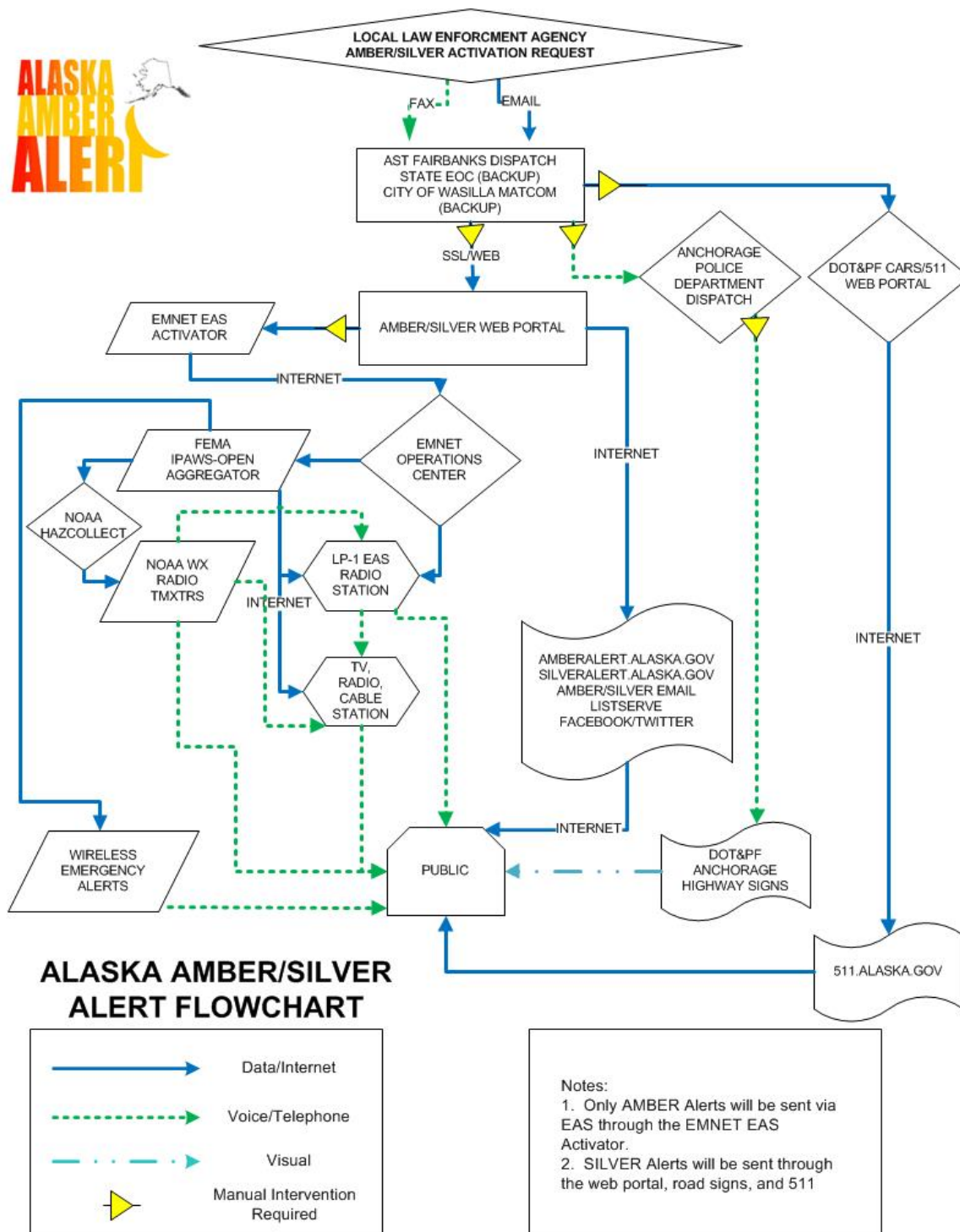


**Appendix 5: Definitions, Acronyms, Contact Numbers**

ABA	Alaska Broadcasters Association (Area Broadcasters)
AMBER	Abducted Minors Broadcast Emergency Response
APSIN	Alaska Public Safety Information Network
AST	Alaska State Troopers
DHS&EM	Alaska Division of Homeland Security and Emergency Management
DMS	Dynamic Messaging Signs located on State highways that can display messages about an Alert.
DOT/PF	Alaska Department of Transportation and Public Facilities, the State agency in Alaska with responsibility for State roads, airports and ferries.
DPS	Alaska Department of Public Safety of which the Alaska State Troopers are a Division
EAS	Emergency Alert System (formerly known as the Emergency Broadcast System)
FDC	Fairbanks Dispatch Center, Alaska State Troopers
NCIC	National Criminal Information Center
OIC	Officer in Charge
PIO	Public Information Officer
SEOC	State of Alaska Emergency Operations Center, operated by DHS&EM
5-1-1	Alaska DOT/PF phone and website system for reporting road conditions Statewide. <a href="http://511.alaska.gov">http://511.alaska.gov</a>



Appendix 6: AMBER Activation Request







### State of Alaska “SILVER Alert” Plan

As established by HB 59, Alaska’s SILVER Alert plan defines *"vulnerable adult"* as a person 18 years of age or older who, because of physical or mental impairment, is unable to meet the person's own needs or to seek help without assistance.

On July 10, 2013, Governor Sean Parnell signed Alaska House Bill 59, providing for a missing vulnerable adult, prompt response and notification plan. Such plans are known nationally as “SILVER Alert” plans and the following plan is Alaska’s implementation of SILVER Alert developed through cooperation of the Alaska Department of Public Safety, Division of Alaska State Troopers and the Department of Military and Veterans Affairs, Division of Homeland Security and Emergency Management.

SILVER Alert is a voluntary partnership between law enforcement agencies, state and local government and Alaska’s media and broadcasters to alert the public when a vulnerable adult is missing and believed to be in serious danger. Under the SILVER Alert plan, government, media, and broadcasters use public media to provide the public with information about at-risk, missing vulnerable adults.

Alaska’s SILVER Alert plan provides a way for families, care givers, law enforcement, media, and the public to cooperate in locating missing elderly and disabled populations. A SILVER Alert provides the public with information about missing at-risk vulnerable adults in order to aid in their return.

This SILVER Alert plan describes the roles cooperating parties play in the SILVER Alert system and the procedures for issuing a SILVER Alert.



**Table of Contents**

Introduction	69
Activation Criteria	71
Program Requirements	71
Roles and Responsibilities	71
Activation Procedures	73
Review Process	75
Media Guidelines and Information	75
Appendices:	
Appendix 1 – SILVER Alert Criteria Checklist	77
Appendix 2 – SILVER Alert Request Form	78
Appendix 3 – Definitions, Acronyms and Contacts	80
Appendix 4 - Alaska’s SILVER Alert Law: HB 59	81
Appendix 5 – SILVER Activation Request	83



## Activation Criteria

**SILVER Alerts will not be issued for every missing adult and will be issued only when specific requirements are met.**

**For a SILVER Alert to be issued for a missing individual, the following criteria must be met:**

- The individual is lost on foot or in some mode of transportation
- The individual is 18 years of age, or older
- There is a clear indication that the individual has a deterioration of intellectual faculties, a physical impairment or medical condition that makes them unable to meet their own needs or to seek help without assistance.
- Enough descriptive information on the missing individual and their last known location is available to assist with their safe recovery.
- Law enforcement verifies the criteria above and believes the missing individual is in danger and may come to serious harm if not located.

## Program Requirements

1. SILVER Alerts require a coordinated effort by law enforcement, emergency management, Alaska's broadcasters, and the private sector to insure the alerts are appropriate and disseminated to the public.

2. Care givers and the public requesting SILVER Alert activation must contact their local law enforcement agency or the Alaska State Troopers. Only a law enforcement agency within the State of Alaska may initiate a SILVER Alert, in Alaska.

3. Initiation includes following the SILVER Alert procedures listed in this plan, taking information from the public, providing media releases and photographs, and notifying the Alaska State Troopers (AST) who will coordinate notifications to other agencies. If a law enforcement agency is unable to fulfill some or all of the initiation responsibilities, they may contact AST who will initiate the SILVER Alert for them and handle those responsibilities.

4. Participation in the SILVER Alert program by Alaska's broadcasters and media is voluntary.

## Roles and Responsibilities

Elder Care Giver/Health Care Provider requesting SILVER Alert:

Provides appropriate law enforcement agency with:



- Description of the missing vulnerable adult and photograph if available
- Justification for the SILVER Alert based upon criteria listed in SILVER Alert plan
- Information on vulnerable adult's behavior, including last known location and potential travel routes or destinations which might aid in locating the missing
- Contact information for post-recovery follow-up inquiries

Law Enforcement Agency with Jurisdiction:

- Verify reported missing person meets SILVER Alert activation criteria
- Entry of missing person's information into the National Crime Information Computer (NCIC) and the Alaska Public Safety Information Network (APSIN) as a missing person
- Initiate SILVER Alert by contacting the Alaska State Troopers Fairbanks Dispatch Center (907-451-5100)

Alaska State Troopers/ Fairbanks Dispatch Center (AST/FDC):

- Serves as the initial contact for Law Enforcement Agencies requesting a SILVER Alert
- Posts Alert to Alaska SILVER Alert webpage
- Sends Alert to Alaska SILVER Alert Media Advisory List
- Sends Alert to Alaska SILVER Alert public notification list
- Notifies Division of Homeland Security and Emergency Management (DHSE&M) State Emergency Operations Center (SEOC) and Alaska Department of Transportation and Public Facilities (DOT/PF) for the region in which the SILVER Alert will be activated
- Notifies bordering Local, State, Federal and Canadian Law Enforcement and/or Customs when circumstances dictate
- Notifies and maintains SILVER Alert information on the Statewide 5-1-1 emergency number and website
- Provides 24-hour dispatch center for taking and routing SILVER Alert calls and information
- Coordinates with the Alaska State Troopers Public Information Office (907-269-5549) for distribution of SILVER Alert on Social Media

Alaska State Troopers SILVER Alert Coordinator:

- Coordinates with DHS&EM for after action reviews of Statewide SILVER Alerts
- Coordinates with DHS&EM for periodic review of the Alaska SILVER Alert Plan
- Maintains a Media Advisory List
- Maintains Alaska SILVER Alert public notification list and website

State of Alaska Division of Homeland Security and Emergency Management (DHS&EM) State Emergency Operations Center (SEOC):

- Serves as back-up to AST/FDC as originator for SILVER Alerts
- Posts SILVER Alerts on DHS&EM Web site and DHS&EM Social Media
- Assists AST/FDC with notification of participating agencies and media as needed
- Coordinates with AST SILVER Alert Coordinator for After Action Reviews of Statewide SILVER Alerts



- Coordinates with AST SILVER Alert Coordinator for periodic review of the Alaska SILVER Alert Plan
- Provides administrative support in developing, implementing and maintaining the SILVER Alert plan

State of Alaska Department of Transportation and Public Facilities (DOT/PF):

- Receives and disseminates SILVER Alert information to all facilities under DOT/PF jurisdiction including airports, ferry terminals
- Notifies all DOT/PF maintenance crews via state radio system of SILVER Alert
- Assists with activation and posting of SILVER Alert on highway dynamic messaging signs directing motorists to call the 5-1-1 number for Alert information

### **Activation Procedures**

The following are the procedures for activating Alaska's SILVER Alert system:

1) **Local Request/Evaluation of Incident:** Initial request for SILVER Alert

A care giver of a missing vulnerable adult who requests SILVER Alert activation will contact their local law enforcement agency, providing sufficient information so that law enforcement can evaluate if the missing vulnerable adult meets the SILVER Alert activation criteria listed in Appendix 1. If law enforcement becomes independently aware of a missing vulnerable adult they may consider initiating a SILVER Alert independent of a care giver.

When a law enforcement agency receives a report that a vulnerable adult is missing and they believe the incident meets the SILVER Alert criteria, the incident will be evaluated based upon the SILVER Alert Criteria. (See Appendix 1 – SILVER Alert Criteria Checklist).

2) **State Notification:**

If the law enforcement agency supervisor believes a Silver Alert is warranted, they will:

- Enter the incident information into NCIC and APSIN
- Contact the Alaska State Troopers/Fairbanks Dispatch Center (AST/FDC)
- Fax or email a completed copy of the SILVER Alert Request form (Appendix 2) to the AST/FDC requesting a SILVER Alert.

Note: If the requesting law enforcement agency is able to receive calls from the public, their public contact information will be included. If not, AST Fairbanks dispatch will receive calls from the public and forward them to the law enforcement agency.

3) **SILVER Alert Activation:**



Once AST/FDC receives a signed SILVER Alert request from a law enforcement agency, a supervisor will confirm the SILVER Alert criteria have been met and then proceed with SILVER Alert activation.

a) SILVER Alert Website Activation:

AST/FDC will post the Alert on the Statewide SILVER Alert website at <http://silveralert.alaska.gov>. Activating an alert on the website immediately triggers the SILVER Alert Secondary Notification System which sends an email to everyone on the bulk email list.

The SILVER Alert Website activation will include:

- Description of the vulnerable adult (name, race, age, physical attributes, clothing worn)
- Where they were last seen and any location they are believed to be destined for
- Any suspect description (if any evidence of abduction is present)
- Any associated vehicle description
- Phone number for the public to call with information
- A photograph of the vulnerable adult and any suspect, if available

b) Media Notification:

The SILVER Alert information will be sent via email to the Media Advisory List. The AST/FDC will notify the DPS Public Information Office with the SILVER Alert information.

c) 5-1-1 Update:

AST/FDC will update the Statewide 5-1-1 system to include the SILVER Alert information.

d) Additional Participating Agency Notification:

AST/FDC will notify the SEOC, DOT/PF Operations, and any other participating agency relevant to each particular SILVER Alert event.

#### 4) Routing of Calls from the Public:

The Alaska SILVER Alert number, 1-855 SILVR99 (1-855-745-8799) and 9-1-1 will be used for each SILVER Alert activation. The Alaska SILVER Alert number (1-855-745-8799) rings directly into the AST/FDC. Local law enforcement agencies will also receive calls through local 9-1-1 exchanges. Any call received by the AST/FDC will be forwarded to the appropriate requesting agency after recording the caller's name, call-back number and pertinent details.

#### 5) Cancellation of an SILVER Alert:

The originating law enforcement agency will contact AST/FDC when the SILVER Alert is to be canceled. The AST/FDC will cancel the alert by:



- Updating a cancellation on the Alaska Statewide SILVER Alert website at <http://silveralert.alaska.gov>. Canceling an alert on the website immediately triggers the SILVER Alert Secondary Notification System which sends an email to everyone on the bulk email list notifying them of the cancellation.
- Sending a cancellation email to the Media Advisory List.
- Updating the 5-1-1 system to reflect the SILVER Alert cancellation.
- Notifying the DPS Public Information Office of the cancellation.
- Notifying participating agencies of cancellation.

### **Review Process**

#### **SILVER Alert After Action Review:**

An after action review will be conducted following each SILVER Alert activation by AST, DHS&EM, and requesting local law enforcement and other involved parties to consider:

- Activation process and procedures: effectiveness
- Possible improvements or refinements
- Media response
- Public response

The review and recommendations will be documented and attached to the SILVER Alert Plan for consideration at the periodic review or immediately if circumstances warrant.

#### **SILVER Alert Plan Periodic Review:**

The SILVER Alert Plan will be reviewed periodically by representatives from AST, DHS&EM, Alaska Area Broadcasters, representatives of local law enforcement, and Alaska media to consider:

- Activation process and procedures: effectiveness
- Possible improvements or refinements
- Possible improvements in technology

The Alaska SILVER Alert Plan will be updated as necessary.

### **Media Guidelines and Information**

Voluntary participation in the SILVER Alert program by Alaska's media, with prompt broadcast and distribution of SILVER Alerts, is crucial to successfully locating missing vulnerable adults.



1. SILVER Alerts will be initiated according to the procedures and criteria in the Alaska SILVER Alert Plan following evaluation by local law enforcement. Media will be advised of SILVER Alerts through email to the Alaska SILVER Alert Media Advisory list. The Emergency Alert System (EAS) will not be used for SILVER Alerts.
2. SILVER Alerts will be distributed to Alaska's media for distribution to the public. It is recommended the media consider distribution through the following methods:
  - Broadcast special report, crawler, announcement
  - Website posting
  - Social Media alert/post
  - Email broadcast
3. Radio stations are encouraged to broadcast the supplied script at least once an hour for the first six hours and then periodically for the first 24 hours or until canceled.
4. Cancellation of SILVER Alerts will be through notice to the Alaska SILVER Alert Media Advisory list.

### **Sample SILVER Alert Message**

#### **Announcer:**

*The Alaska Department of Public Safety and the Alaska Division of Homeland Security and Emergency Management are activating the Alaska SILVER Alert.*

*We have just received this important announcement regarding a missing vulnerable adult in (Name of city).*

*The (law enforcement agency) is asking the public's assistance in locating (adult's name) a (adult's description including race, sex, age, height, weight, hair, eyes). (Adult's name) was last seen (location) and is believed to be in DANGER if not located. (Adult's name) was last seen wearing (clothing description).*

*Authorities believe (adult's name) was likely traveling (on foot or enter vehicle description).*

*For more information on this Alaska SILVER Alert please call 5-1-1 or go to our website at [silveralert.alaska.gov](http://silveralert.alaska.gov).*

*Anyone with any information regarding this Alaska SILVER Alert is asked to call 9-1-1 or the SILVER Alert Hotline at 1,-855-SILVR99 that's 1-855-745-8799.*





**Appendix 1: SILVER Alert Criteria Checklist**

1. Is the missing individual 18 years of age or older?

IF YES, move to question #2

IF NO, consider AMBER ALERT

2. Is there a clear indication that the individual is a vulnerable adult having a deterioration of intellectual faculties, a physical impairment, or a medical condition that makes them unable to meet their own needs or to seek help without assistance?

IF YES, move to question #3

IF NO, consider further investigation or denial.

3. Is there enough descriptive information on the missing individual, and their last known location, to assist with their safe return?

IF YES, move to question #4

IF NO, consider further investigation or denial.

4. Do you believe the individual is in danger and may come to serious harm if not located?

IF YES, **ACTIVATE SILVER ALERT PLAN**

IF NO, consider further investigation or denial.



**Appendix 2: SILVER Alert Request Form**

Alaska State Troopers Fairbanks Dispatch

Phone: 907-451-5100

Fax: 907-451-3002

Email: dispatch.fairbanks@alaska.gov

**Section I – ID/Time/Location**Full name of missing vulnerable adult: \_\_\_\_\_  
\_\_\_\_\_City/community where vulnerable adult was last seen: \_\_\_\_\_  
\_\_\_\_\_

Day/date missing: \_\_\_\_\_

Time discovered missing: \_\_\_\_\_

Exact address/location last seen: \_\_\_\_\_  
\_\_\_\_\_Known landmarks at or near location reported missing from: \_\_\_\_\_  
\_\_\_\_\_  
\_\_\_\_\_Last known direction of travel (include Hwy and/or street name) and any possible destination(s):  
\_\_\_\_\_  
\_\_\_\_\_  
\_\_\_\_\_Circumstances surrounding disappearance & any pertinent information: \_\_\_\_\_  
\_\_\_\_\_  
\_\_\_\_\_**Section II – Vulnerable Adult's Personal Information & Description**

\*\*Is current digital photo of vulnerable adult attached? \_\_\_\_\_

If so, when was it taken? \_\_\_\_\_

Race/ethnicity of vulnerable adult: \_\_\_\_\_

Sex of vulnerable adult: \_\_\_\_\_

Color & style of hair: \_\_\_\_\_

Vulnerable adult DOB: \_\_\_\_\_

Complexion: \_\_\_\_\_

Height & weight: \_\_\_\_\_

Description of clothing vulnerable adult was last seen wearing, including any personal items in their possession: \_\_\_\_\_

\_\_\_\_\_  
\_\_\_\_\_

Description of any associated vehicle: \_\_\_\_\_

\_\_\_\_\_

**Section III – Threat of Imminent Danger**

Is the vulnerable adult believed to be in imminent danger? Why? \_\_\_\_\_

\_\_\_\_\_

Is this an abduction? \_\_\_\_\_

What evidence exists that the vulnerable adult was abducted? \_\_\_\_\_

\_\_\_\_\_

\_\_\_\_\_

Name & DOB of any suspect(s) in disappearance: \_\_\_\_\_

\_\_\_\_\_

\_\_\_\_\_



Description of any suspect(s) in disappearance: \_\_\_\_\_

\_\_\_\_\_

\_\_\_\_\_

Is there evidence to indicate the abductor would cause serious injury or death to the vulnerable adult?

\_\_\_\_\_

#### **Section IV – Supplemental**

Name of law enforcement agency making SILVER Alert activation request:

\_\_\_\_\_

Agency case/incident number: \_\_\_\_\_

Name/rank of authorizing supervisor at law enforcement agency:

\_\_\_\_\_

Signature of above supervisor: \_\_\_\_\_

24/7 Phone number for contact: \_\_\_\_\_

Names & cell phone #'s of case investigators (*for AST purposes only*):

\_\_\_\_\_

\_\_\_\_\_

**Submit Completed Form To: *follow-up with phone call to insure receipt.***

Alaska State Troopers Fairbanks Dispatch

Phone: 907-451-5100

Fax: 907-451-3002

Email: [dispatch.fairbanks@alaska.gov](mailto:dispatch.fairbanks@alaska.gov)



**Appendix 3: Definitions, Acronyms, Contacts**

ABA	Alaska Broadcasters Association (Alaska area broadcasters)
AMBER	Abducted Minors Broadcast Emergency Response
APSIN	Alaska Public Safety Information Network
AST	Alaska State Troopers
Care Giver	A family member, health care worker, paid, or volunteer elder care provider who oversees the care of a vulnerable adult.
DHS&EM	Alaska Division of Homeland Security and Emergency Management
DOT/PF	Alaska Department of Transportation and Public Facilities, the State agency in Alaska with responsibility for State roads, airports and ferries.
DPS	Alaska Department of Public Safety of which the Alaska State Troopers are a Division
EAS	Emergency Alert System, formerly known as the Emergency Broadcast System
FDC	Fairbanks Dispatch Center, Alaska State Troopers
NCIC	National Criminal Information Center
OIC	Officer In Charge
PIO	Public Information Office
SEOC	State of Alaska Emergency Operations Center, operated by DHS&EM
Vulnerable Adult	A person 18 years of age or older who, because of physical or mental impairment, is unable to meet the person's own needs or seek help without assistance.
5-1-1	Alaska DOT/PF phone and website system for reporting road conditions Statewide. <a href="http://511.alaska.gov">http://511.alaska.gov</a>



**Appendix 4: Alaska Silver Alert Law – HB 59**

Signed by Governor Sean Parnell on July 10, 2013

An act relating to missing vulnerable adult prompt response and notification plans.

\* Section 1. AS 44.35.020(a) is amended to read:

(a) The Department of Military and Veterans' Affairs shall

(1) conduct the military affairs of the state as prescribed by the Military Code;

(2) cooperate with the federal government in matters of mutual concern pertaining to the welfare of Alaskan veterans, including establishing, extending, or strengthening services for veterans in the state; [AND]

(3) annually, not later than February 1, make available a report to the legislature, through the governor, outlining the department's activities during the previous calendar year; the department shall notify the legislature that the report is available; and

(4) cooperate with the Department of Public Safety to develop and implement missing vulnerable adult prompt response and notification plans.

\* Sec. 2. AS 44.41 is amended by adding a new section to read:

Sec. 44.41.060. Missing vulnerable adult prompt response and notification plans.

(a) The Department of Public Safety, in cooperation with the Department of Military and Veterans' Affairs, shall, using Statewide and local radio and television broadcasts, newspapers, and other communications media,

(1) develop and implement missing vulnerable adult prompt response and notification plans for use by law enforcement agencies, groups, and persons to locate a vulnerable adult who is missing; and

(2) coordinate the use of those plans.

(b) The plans required by (a) of this section must at least include standards for

(1) determining when and where to implement a plan; standards developed under this paragraph must at least address

(A) when a vulnerable adult will be considered missing; and



(B) the format, contents, and distribution of reports prepared by participating law enforcement agencies and others searching for a missing vulnerable adult; and

(2) voluntary participation in the plan by radio and television broadcasters, newspaper publishers, and owners and operators of other communications media.

(c) Notwithstanding another provision of law,

(1) a law enforcement agency, an officer or employee of the law enforcement agency, a person, or a group is not civilly liable for

(A) failing to participate in a missing vulnerable adult prompt response and notification plan;

(B) failing to implement a missing vulnerable adult prompt response and notification plan; or

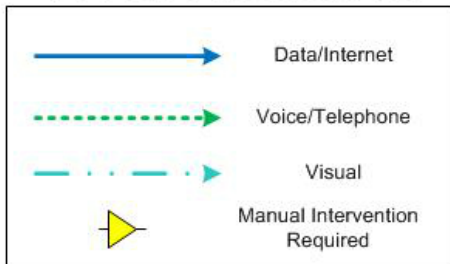
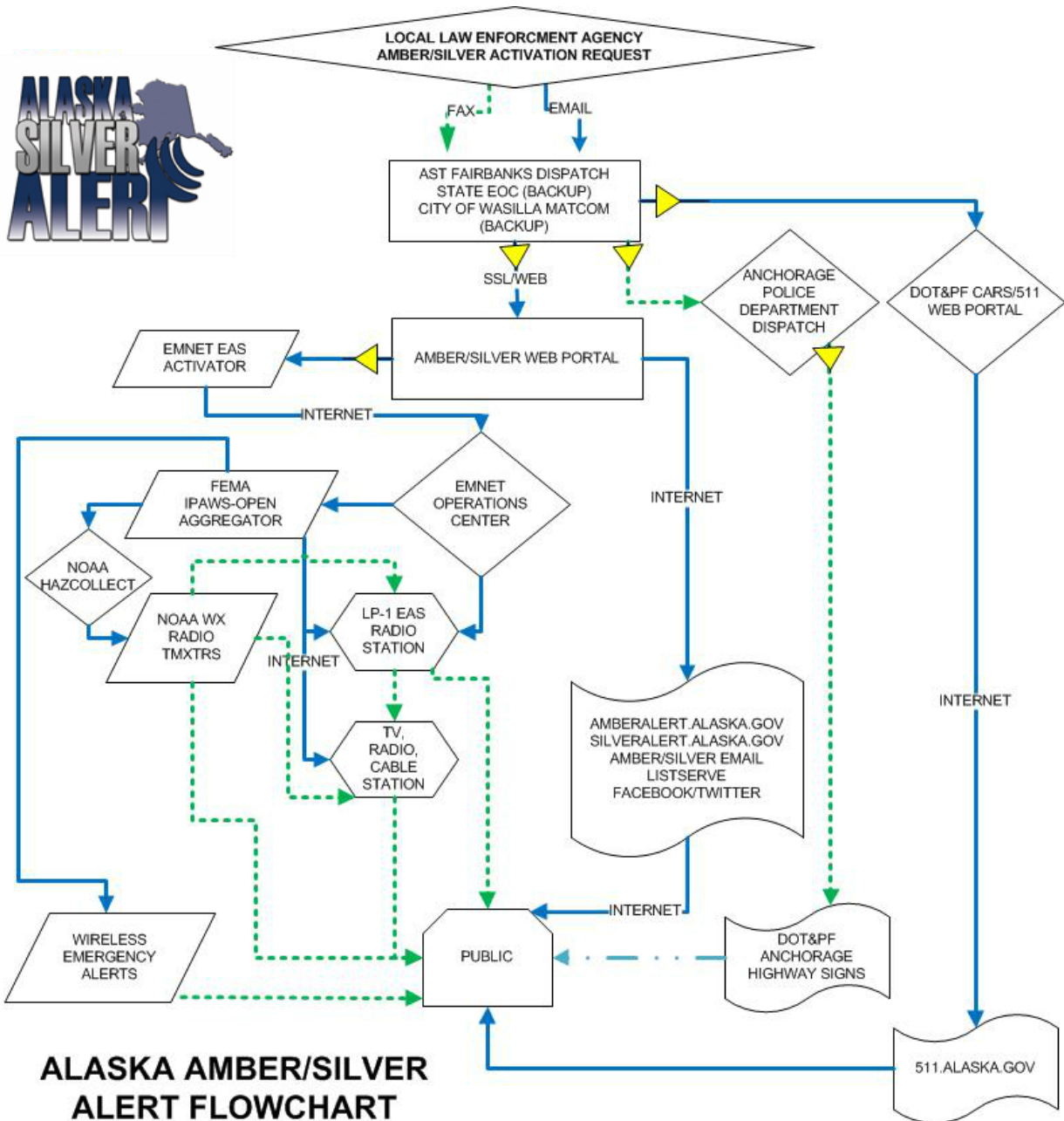
(C) activating a missing vulnerable adult prompt response and notification plan if implementation is undertaken in good faith;

(2) a radio or television broadcaster, a newspaper publisher, or an owner or operator of other communications media is not civilly liable for participating in a missing vulnerable adult prompt response and notification plan or for participating in the actual implementation of a plan if the broadcaster, publisher, or owner or operator has verified the authenticity of the plan's implementation with the law enforcement agency.

(d) In this section, "vulnerable adult" means a person 18 years of age or older who, because of physical or mental impairment, is unable to meet the person's own needs or to seek help without assistance.



Appendix 5: Silver Activation Request



Notes:  
 1. Only AMBER Alerts will be sent via EAS through the EMNET EAS Activator.  
 2. SILVER Alerts will be sent through the web portal, road signs, and 511





**APPENDIX J: Federal Information Processing Standard (FIPS)****Background Information**

Federal information processing standards codes (FIPS codes) are a standardized set of numeric or alphabetic codes issued by the National Institute of Standards and Technology (NIST) to ensure uniform identification of geographic entities through all federal government agencies. The entities covered include: states and statistically equivalent entities, counties and statistically equivalent entities, named populated and related location entities (such as, places and county subdivisions), and American Indian and Alaska Native areas. When articulating a Borough or Census Area in Alaska the state code (**02**) is combined with the Borough or Census area code. (i.e. the FIPS code for Anchorage is 02020)

**Source:** National Institute of Standards and Technology (NIST)

FIPS Number	Borough or Census Area
013	Aleutians East Borough
016	Aleutians West Census Area
020	Anchorage Municipality
050	Bethel Census Area
060	Bristol Bay Borough
068	Denali Borough
070	Dillingham Census Area
090	Fairbanks North Star Borough
100	Haines Borough
105	Hoonah-Angoon Census Area
110	Juneau City and Borough
122	Kenai Peninsula Borough



FIPS Number	Borough or Census Area
130	Ketchikan Gateway Borough
150	Kodiak Island Borough
158	Kusilvak
164	Lake and Peninsula Borough
170	Matanuska-Susitna Borough
180	Nome Census Area
185	North Slope Borough
188	Northwest Arctic Borough
195	Petersburg Borough
198	Prince of Wales-Hyder Census Area
220	Sitka City and Borough
230	Skagway Municipality
240	Southeast Fairbanks Census Area
261	Valdez-Cordova Census Area
275	Wrangell City and Borough
282	Yakutat City and Borough
290	Yukon-Koyukuk Census Area



**APPENDIX K: Event Codes**

**General Information:**

47 C.F.R. § 11.31(e) contains a list of all authorized event codes in the EAS system. These event codes make up the “EEE” portion of the EAS protocol and are identical to those utilized in the NOAA Specific Area Message Encoding (SAME) protocol. **It is the policy of the State of Alaska Emergency Communications Committee, the Alaska Division of Homeland Security and Emergency Management, and NOAA NWS Alaska Region that weather watches and statements will not be transmitted utilizing the SAME protocol or across EAS. Only weather, tsunami and volcano warnings will activate EAS and consumer NWR receivers, in accordance with the State EAS Plan or Local EAS Plans.**

The table below lists all event codes authorized in EAS, and notes which codes are not utilized in Alaska.

**Source:** Federal Communications Commission

Event Code	Event Name	Status
<b>National Event Codes (Required)</b>		
EAN	Emergency Action Notification	Operational
NIC	National Information Center	Operational
NPT	National Periodic Test	Operational
RMT	Required Monthly Test	Operational
RWT	Required Weekly Test	Operational
<b>National Weather Service Weather Emergency Messages (Optional: Per Local EAS Plan)</b>		
BZW	Blizzard Warning	Operational
CFA	Coastal Flood Watch	Not Used
CFW	Coastal Flood Warning	Operational



Event Code	Event Name	Status
DSW	Dust Storm Warning	Operational
FFA	Flash Flood Watch	Not Used
FFW	Flash Flood Warning	Operational
FFS	Flash Flood Statement	Not Used
FLA	Flood Watch	Not Used
FLW	Flood Warning	Operational
FLS	Flood Statement	Not Used
HWA	High Wind Watch	Not Used
HWW	High Wind Warning	Operational
HUA	Hurricane Watch	Not Used
HUW	Hurricane Warning	Operational
HLS	Hurricane Statement	Not Used
SVA	Severe Thunderstorm Watch	Not Used
SVR	Severe Thunderstorm Warning	Operational
SVS	Severe Weather Statement	Not Used
SMW	Special Marine Warning	Operational
SPS	Special Weather Statement	Not Used
TOA	Tornado Watch	Not Used
TOR	Tornado Warning	Operational



Event Code	Event Name	Status
TRA	Tropical Storm Watch	Not Used
TRW	Tropical Storm Warning	Not Used
TSA	Tsunami Watch	Not Used
TSW	Tsunami Warning	Operational
WSA	Winter Storm Watch	Not Used
WSW	Winter Storm Warning	Operational
<b>Non-Weather Emergency Messages (Optional: Per Local EAS Plan)</b>		
AVA	Avalanche Watch	Not Used
AVW	Avalanche Warning	Operational
CAE	Child Abduction Emergency	Operational
CDW	Civil Danger Warning	Operational
CEM	Civil Emergency Message	Operational
EQW	Earthquake Warning	Operational
EVI	Evacuation Immediate	Operational
FRW	Fire Warning	Operational
HMW	Hazardous Materials Warning	Operational
LEW	Law Enforcement Warning	Operational
LAE	Local Area Emergency	Operational



Event Code	Event Name	Status
TOE	911 Telephone Outage Emergency	Operational
NUW	Nuclear Power Plant Warning	Not Used
RHW	Radiological Hazard Warning	Operational
SPW	Shelter in Place Warning	Operational
VOW	Volcano Warning	Operational
<b>Administrative Events</b> (Optional: Per Local EAS Plans)		
ADR	Administrative Message	Operational
NMN	Network Message Notification	Not Used
DMO	Practice/Demo Warning	Operational



**APPENDIX L: Definitions of Selected Emergency Alert System Terms*****Activation***

The initiation of the Emergency Alert System by transmission of the Emergency Alert System codes

***ASCII***

A standard set of text characters with numerical equivalents

***Attention Signal***

Eight seconds of two tones (853 and 960 Hz) used as an audio alert

***Audio Frequency Shift Keying (AFSK)***

A digital modulation technique that uses two shifting audio frequencies to transmit binary data

***Authenticator Word Lists***

A list of words that federal officials send prior to official Emergency Alert System national activation; used to substantiate the information being sent

***Authorization Letter***

The official authorization letter, given by the FCC, for a broadcast station to go off the air during a national level activation of the Emergency Alert System

***Automatic Interruption***

The automatic encoding and transmission of Emergency Alert System codes for preselected events

***Baud Rate***

The speed of data transmitted, equal to number of elements sent per second (equal to bits per second if a bit is the element)

***Bit Rate***

The speed of binary data transmitted, equal to the number of digital bits sent per second

***Certification***



An equipment authorization issued by the FCC based on representations and test data submitted by the applicant for equipment designated to be operated without individual license under Parts 15 and 18 of the rules

***Class D FM station***

A station whose output power is 10 Watts or less

***Direct Broadcast Satellite (DBS)***

A service intended to deliver satellite signals directly to consumers using small, relatively inexpensive receive stations

***Decoder (Emergency Alert System)***

An electronic device used by Emergency Alert System participants to receive alerts and to translate the Emergency Alert System codes into a visual message

***Decoder (Two-Tone)***

An electronic device that alerts operators to the reception of the two-tone signal

***Emergency Action Notification (EAN)***

The message for national Emergency Alert System activation

***Emergency Action Termination (EAT)***

The message for national Emergency Alert System termination

***Encoder (Emergency Alert System)***

A electronic device used by Emergency Alert System participants to originate Emergency Alert System alerts by creating the Emergency Alert System codes for transmission to other participants and the public

***Encoder (Two-Tone)***

A electronic device that produces the two-tone signal

***EOM (end-of-message) Code***

In ASCII form 'NNNN', this burst of data, sent three times, signifies the end of an Emergency Alert System message and Emergency Alert System activation

***Event Codes***



A three character ASCII code in the Emergency Alert System headers that denotes the type or cause of emergency event

#### ***Federal Emergency Management Agency (FEMA)***

One of the three federal agencies that administer the Emergency Alert System

#### ***FIPS(Federal Information Processing Standard) Number***

A five character ASCII code in the Emergency Alert System headers that represent those counties affected by an Emergency Alert System activation, as defined by the Federal Information Processing System that assigns each state and territory with their respective counties a five digit number

#### ***Header Code***

A single string of intelligent digital Emergency Alert System ASCII data that includes the originator, event, location, time period, and other basic information concerning an emergency; three header codes precede the voice warning message

#### ***Julian Calendar***

A method of specifying the date by the number of days which have passed since the first day of January in a year

#### ***Key Source***

A source which is central to the dissemination of emergency alerts and information, such as National Primary, State Primary, State Relay or Local Primary broadcast stations or cable systems

#### ***Local Primary (LP)***

A key source within an Emergency Alert System Local Area that is the primary source of Emergency Alert System programming for that area

#### ***Location Code***

An ASCII code in an Emergency Alert System header that specifies the location of an emergency utilizing the five character Federal Information Processing Standard (FIPS) code of a state and county, and a sixth character to designate nine divisions of a county

#### ***Low Power Television (LPTV)***

A low-power power television transmitting station which may originate original programming from a local source

#### ***Mapbook***



A list of broadcast stations and cable systems and their designation delineated by state and local area for use by other stations to determine the best source of Emergency Alert System monitoring; an FCC generated attachment to every state plan

#### ***Mark Frequency***

The audio frequency of audio frequency shift keying (AFSK) modulation that corresponds to a digital bit of one (1); the mark frequency of Emergency Alert System codes is 6250/3 Hz, or approximately 2083.33 Hz

#### ***Monitoring Assignment***

The off-air broadcast or cable sources of Emergency Alert System activations and programming as given in the FCC Mapbook and the state plan

#### ***National Control Point Procedures***

Those national Emergency Alert System procedures used only by national networks and program suppliers

#### ***National Information Center (NIC)***

A source of official federal government information

#### ***National Oceanic and Atmospheric Administration (NOAA)***

One of the three federal agencies that participate in Emergency Alert System

#### ***National Periodic Test (NPT)***

A test of National Primary Emergency Alert System sources

#### ***National Primary (NP)***

A primary source of Presidential or other national Emergency Alert System activations and programming, including broadcast stations involved with the PEP system and EAN Networks

#### ***National Weather Service (NWS)***

An operation of the National Oceanic and Atmospheric Administration (NOAA) that is directly responsible for issuing local weather-related emergency alerts and warnings in addition to day-to-day forecasts and other weather activities

#### ***National Oceanic and Atmospheric Administration Weather Radio (NWR)***



A service of the National Weather Service that provides to a local area continuous broadcasts of the latest weather information and any weather-related emergency warnings using one of seven VHF radio channels

#### ***Operating Handbook***

A document issued by the FCC that instructs broadcast station and cable personnel of the actions they must take during an activation of Emergency Alert System

#### ***Operator Interruption***

The transmission of an Emergency Alert System activation which has been manually initiated by broadcast station or cable system personnel

#### ***Originator Code***

A three character ASCII code in an Emergency Alert System header which denotes the source of an activation

#### ***Participating National (PN)***

Broadcast stations, cable systems, or MDS stations which monitor primary sources of Emergency Alert System programming and directly feed emergency alerts to the public

#### ***Preselected Code***

An Emergency Alert System event which the operator of Emergency Alert System equipment has chosen to be automatically encoded and retransmitted upon reception

#### ***Primary Entry Point (PEP)***

Key broadcast stations throughout the U.S. which together can provide national emergency information

#### ***Protocol***

A standard set of guidelines by which digital information encoded and decoded, including the common code structure, character set used, the sequence and timing of codes, and modulation technique used for radio transmission.

#### ***Program Priorities***

The precedence of the information that must be transmitted during an Emergency Alert System activation, namely national, local, and state activations in that order

#### ***Radio Broadcast Data System (RBDS)***



A defined protocol for data that is transmitted on the 57 kHz subcarrier of FM radio broadcast stations utilized mainly by consumer devices equipped to receive it

#### ***Required Monthly Test (RMT)***

A coordinated monthly test of Emergency Alert System operations involving the full receiving and transmission of Emergency Alert System codes, Attention Signal, Emergency Alert System test programming, and Emergency Alert System end-of-message (EOM) codes

#### ***Required Weekly Test (RWT)***

An independent weekly test of Emergency Alert System equipment only involving the decoding and encoding of Emergency Alert System header codes and end-of-message (EOM) codes

#### ***RS232***

A common interface standard which specifies the mechanical connection, electrical signals, and the function of the signals carried across the interface

#### ***Space Frequency***

The audio frequency of AFSK modulation that corresponds to a digital bit of zero (0); the space frequency of Emergency Alert System codes is 6250/4 Hz, or 1562.5 Hz

#### ***State/Local Plan***

A document that details monitoring assignments, actions to be taken in emergency activations, and other guidance for broadcasters and cable personnel in use of the Emergency Alert System

#### ***State Primary (SP)***

A primary source of Emergency Alert System state programming which can originate with a Governor or designated representative, such as a state's emergency operations officer

#### ***State Relay (SR)***

An entity which receives and retransmits Emergency Alert System activations in a State Relay Network to assist in bringing a state activation to all Emergency Alert System Local Area of a state

#### ***State Relay Network***

A system of facilities used to distribute State Emergency Alert System activations and programming across a state



***Subcarrier***

An inaudible portion of the broadcast signal that is added to the program signal of the FM or TV sound and these can include the FM 57 kHz, 67 kHz, 69 kHz, and 92 kHz and the TV Subsidiary Communications Services

***Subsidiary Communications Services***

A subcarrier of television and FM stations providing a second audio programming source

***UTC***

Coordinated Universal Time, the world-wide common time standard that is used in Emergency Alert System headers for time stamp

***Valid Code***

An Emergency Alert System header which has been matched bit-for-bit with one of two other received headers thereby checked for validity

***WRSAME***

Weather Radio Specific Area Message Encoder, a device used by National Weather Service to broadcast WRSAME data on the National Weather Radio for day



**APPENDIX M: List of Abbreviations****A**

AFSK	Audio Frequency Shift Keying
AM	Amplitude Modulation
AP	Associated Press
AS	American Samoa
ASCII	American Standard Code For Information Exchange

**B**

BPS	Bits Per Second
BZW	Blizzard Warning

**C**

CATV	Cable Television
CCA	Comprehensive Cooperative Agreement
CEM	Civil Emergency Message
CFR	Code of Federal Regulations
CIV	Civil Authority
CONELRAD	Control of Electromagnetic Radiation
CPG	Civil Preparedness Guide

**D**

DBS	Direct Broadcast Satellite
DES	Division of Emergency Services
DMO	Practice/ Demo Warning

**E**

EAN	Emergency Action Notification Network
-----	---------------------------------------



EAS	Emergency Alert System
EAT	Emergency Action Termination
EBS	Emergency Broadcast System
EO	Executive Order
EOC	Emergency Operations Center
EOM	End of Message
EPZ	Emergency Planning Zone
EVI	Evacuation Immediate

**F**

FCC	Federal Communications Commission
FEMA	Federal Emergency Management Agency
FFA	Flash Flood Watch
FFS	Flash Flood Statement
FFW	Flash Flood Warning
FIPS	Federal Information Processing Standards
FLA	Flood Watch
FLS	Flood Statement
FLW	Flood Warning
FM	Frequency Modulation
FNPRM	Further Notice of Proposed Rulemaking

**G****H**

HWA	High Wind Watch
HWW	High Wind Warning
Hz	Hertz

**I**



**J****K****L**

LECC	Local Emergency Communications Committee
LP	Local Primary
LPTV	Low Power Television

**M**

M&OO	Memorandum of Opinion and Order
MDS	Multipoint Distribution System

**N**

NAB	National Association of Broadcasters
NAC	National Advisory Committee
NAWAS	National Warning System
NIC	National Information Center
NOAA	National Oceanic and Atmospheric Administration
NOI	Notice of Inquiry
NP	National Primary
NPRM	Notice of Proposed Rulemaking
NPT	National Periodic Test
NWR	NOAA Weather Radio
NWS	National Weather Service

**O**

OAECC	Operational Area Emergency Communications Committee
-------	---



OVS Open Video Systems

**P**

PEP Primary Entry Point  
 PN Participating National  
 PSTN Public Switched Telephone Network

**Q****R**

R&O Report and Order  
 RBDS Radio Broadcast Data System  
 RMT Required Monthly Test  
 RPU Remote Pickup Unit  
 RWT Required Weekly Test

**S**

SAME Specific Area Message Encoding  
 SATCOM Satellite Communications  
 SBE Society of Broadcast Engineers  
 SCTE Society of Cable Telecommunications Engineers  
 SECC State Emergency Communications Committee  
 SECC State Emergency Coordination Center  
 SLA State and Local Assistance  
 SMATV Satellite Master Antenna Television  
 SOP Standard Operating System  
 SP State Primary  
 SPS Special Weather Statement  
 SR State Relay  
 SRN State Relay Network



SVA	Severe Thunderstorm Watch
SVR	Severe Thunderstorm Warning
SVS	Severe Weather Statement

**T**

TOA	Tornado Watch
TOR	Tornado Warning
TSA	Tsunami Watch
TSW	Tsunami Warning
TV	Television

**U**

UPI	United Press International
UTC	Coordinated Universal Time

**V**

VHF	Very High Frequency
-----	---------------------

**W**

WHCA	White House Communications Agency
WRSAME	Weather Radio Specific Area Message Encoding
WSA	Winter Storm Watch
WSW	Winter Storm Warning
WXR	EAS Originator code for National Weather Service

**X****Y**

Z



**APPENDIX N: Plan Approval**

The State of Alaska Emergency Alert Plan was developed and approved by the Alaska State Emergency Communications Committee (SECC) and approved by the signatories below.

_____	_____
Bryan J. Fisher	Date
State Origination Point Member	
Alaska Division of Homeland Security and Emergency Management	

_____	_____
Jeff Osiensky	Date
Federal Origination Point Member	
NOAA Alaska Region	

_____	_____
Chris Brandt	Date
SECC Cable Co-Chair	
GCI Cable	

_____	_____
Dennis Bookey	Date
SECC Broadcast Co-Chair	
Kodiak Island Broadcasting	

**Approval:**

**PUBLIC SAFETY AND HOMELAND SECURITY BUREAU**

**FEDERAL COMMUNICATIONS COMMISSION**

By: _____	_____
David G. Simpson	Date
Chief, Public Safety and Homeland Security Bureau	



